



**Mid Valley Financial**

Mortgage Banker, Since 1985

Broker CA DRE#01206057 | NMLS ID#219418

7644 N. Palm Avenue Fresno, CA 93711

Office: (559) 432-8221

Mobile: (559) 432-8221

Fax: (559) 432-8298

[info@mvloans.com](mailto:info@mvloans.com)

[View My Website](#)

## Lowest Rates in 2 Months Face Big Test Next Week

One great (frustrating) thing about financial market discourse is the fact that so many words have more than one meaning. "Test" is a good example. Among analysts, "test" can refer to an attempt to break through a certain barrier in any given market. With that in mind, this week saw several important tests, and next week promises at least one more.

This week's test focuses on a sort of "magic line" for rates--a distinction it earned by acting as a firm floor in March. With rates finally gaining some ground after a horrible start to 2018, this magic line was a **reminder** of the lingering headwinds that **made things horrible** in the first place (Fed tightening, increased Treasury issuance to pay for fiscal policies, and upside risks to economic growth and inflation from those fiscal policies).

Staring down the magic line back in late March, we knew we'd need help from something big and economically threatening (bad economic news tends to help rates). **Enter the trade war.** Trade tensions were already on the radar but the late March tariff announcement (the one that focused on China) caused enough of a stir to help rates break below the magic line.

Before we look at the magic line on a chart, let's give credit where it's due. Much of the bond market demand in late March and in general over the past few weeks has come courtesy of **panicked stock market selling.** As money flees stocks, some of it seeks safer havens in the bond market. Excess demand for bonds pushes rates lower, all other things being equal.

## National Average Mortgage Rates



	Rate	Change	Points
--	------	--------	--------

### Mortgage News Daily

30 Yr. Fixed	6.89%	0.00	0.00
15 Yr. Fixed	6.33%	+0.01	0.00
30 Yr. FHA	6.33%	+0.01	0.00
30 Yr. Jumbo	7.05%	0.00	0.00
5/1 ARM	6.58%	0.00	0.00

### Freddie Mac

30 Yr. Fixed	6.77%	-0.09	0.00
15 Yr. Fixed	6.05%	-0.11	0.00

Rates as of: 7/22

## Market Data

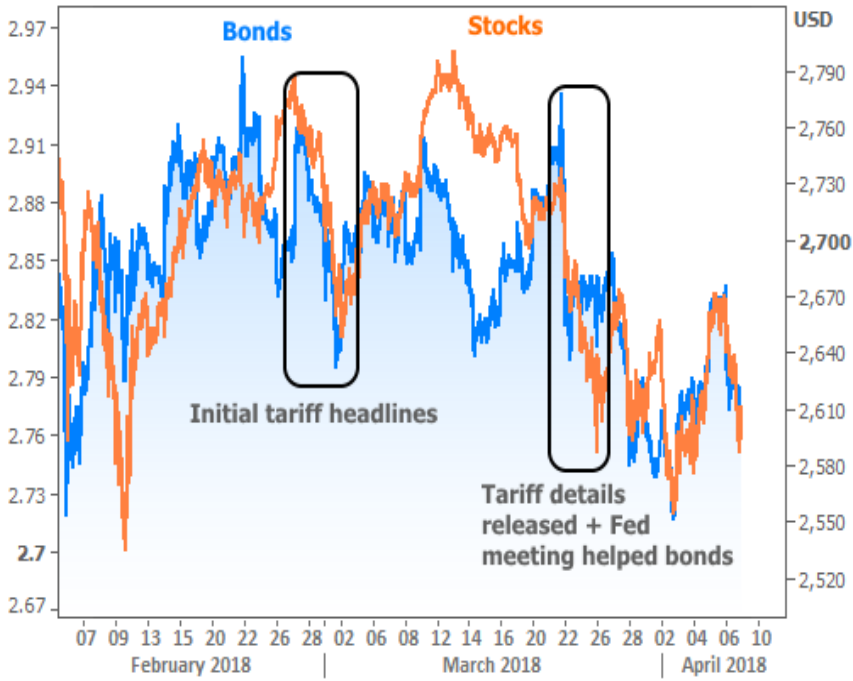
	Price / Yield	Change
MBS UMBS 5.5	99.39	-0.01
MBS GNMA 5.5	99.78	+0.00
10 YR Treasury	4.2423	-0.0102
30 YR Treasury	4.4631	-0.0094

Pricing as of: 7/23 4:44AM EST

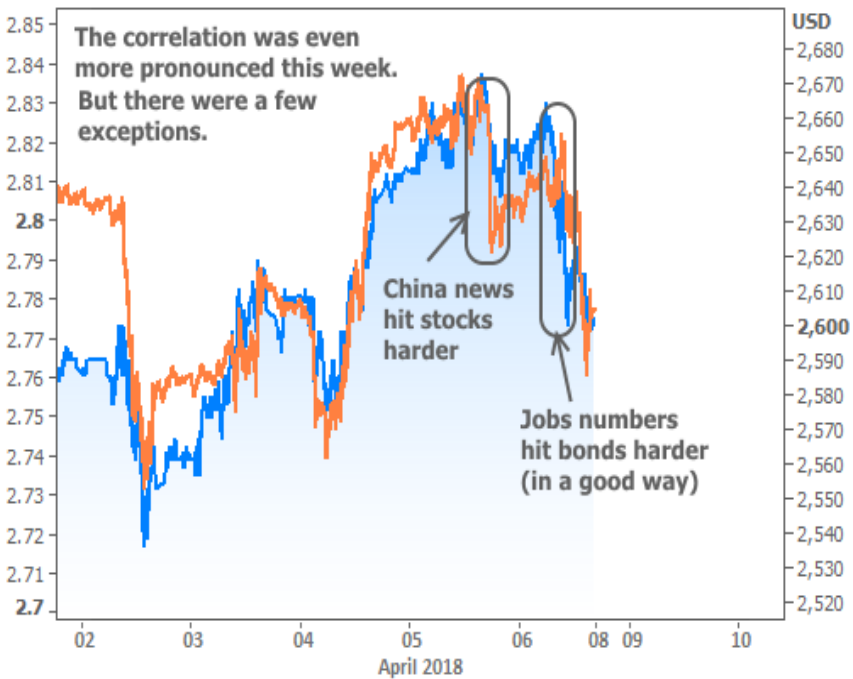
## Recent Housing Data

		Value	Change
Mortgage Apps	Jul 10	206.1	-0.19%
Building Permits	Mar	1.46M	-3.95%
Housing Starts	Mar	1.32M	-13.15%
New Home Sales	Mar	693K	+4.68%
Pending Home Sales	Feb	75.6	+1.75%
Existing Home Sales	Feb	3.97M	-0.75%
Builder Confidence	Mar	51	+6.25%

Stocks vs Bonds

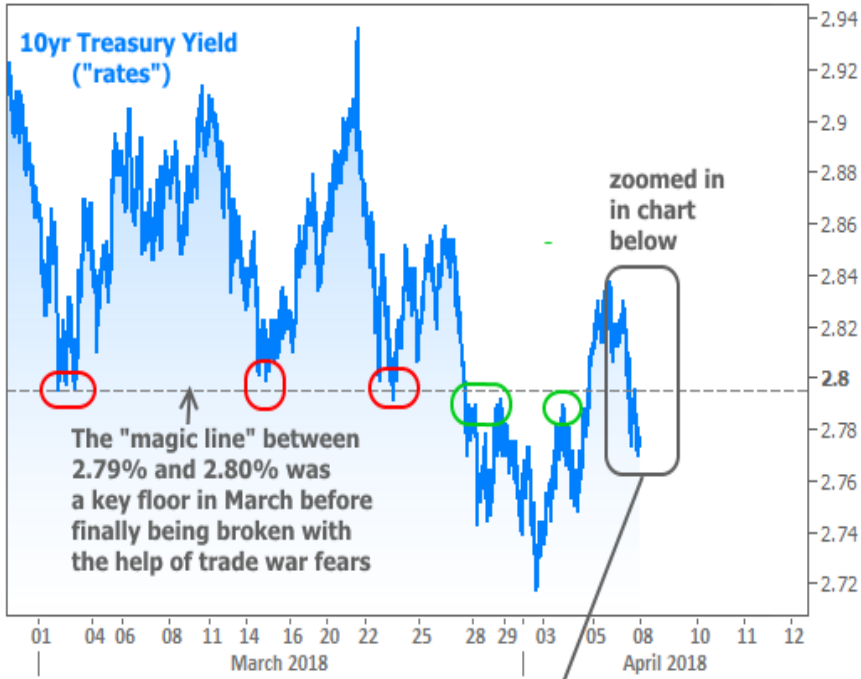


Stocks vs Bonds



As the chart suggests, stocks and bonds have been well correlated, but each retains **some** of its own motivations. In late March, the Fed Announcement (and press conference) did more to help bonds than to hurt stocks. This week, China's retaliatory tariff threats caused a sharper drop in stock prices than bond yields. Finally, Friday's jobs numbers also helped bonds/rates more than they hurt stocks. And that's where we see the magic happen:

Rates/Bonds



Rates/Bonds

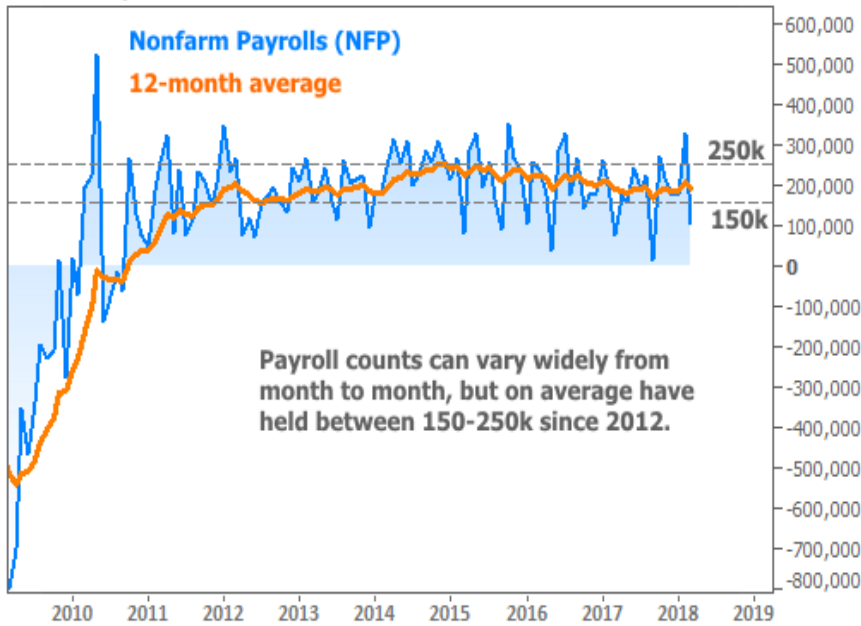


Another **successful "test"** of the magic line! The green circle is something analysts like to see when looking at charts. Any time rates break through an important line in the sand, it adds validity to the breakout if rates return to the broken line and bounce on the other side.

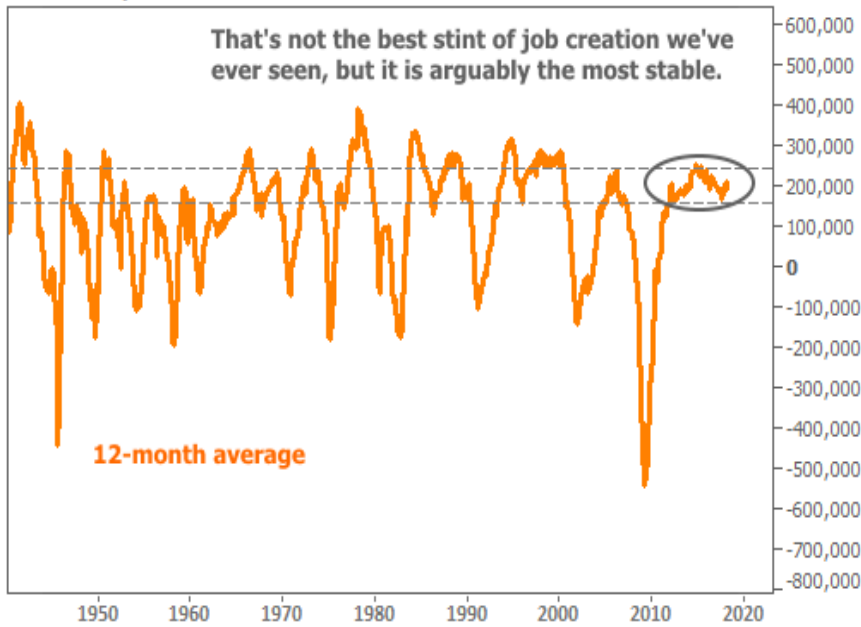
The hope is that the once strong floor will be a strong ceiling. Unfortunately, the direction of rates won't be dictated solely by the tea-leaf signals in the charts. There's an **actual test** coming up for rates next week. It has to do with April's most important inflation report: The Consumer Price Index (CPI).

While there are many measures of inflation, CPI currently has the biggest impact on rates. Inflation is a key component of interest rates, but its importance was **utterly crushed** by the post-crisis economic environment. But it won't stay crushed forever. Even with downbeat reports like this week's jobs numbers, the labor market continues to be in one of its best expansions ever. This leads traders to wonder when the good economic data will finally translate to a more meaningful uptick in inflation.

Nonfarm Payrolls

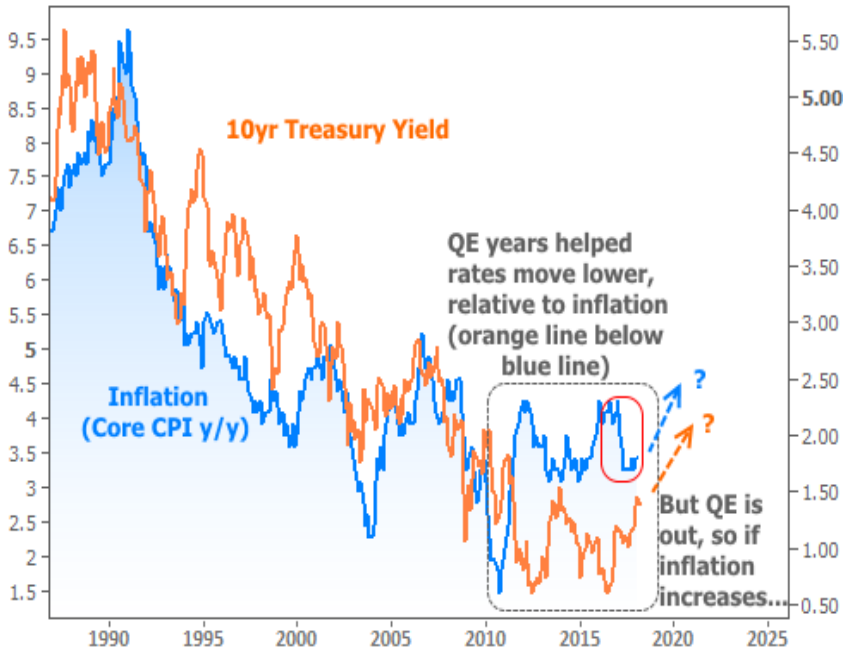


Nonfarm Payrolls



It looked like that uptick had finally arrived in 2016, but by the middle of 2017, we'd seen a surprise downturn in CPI (red circle below). This **helped put rising rates on hold**, but it also meant that investors were that much more vigilant about the next move higher. To understand why inflation is such a big concern for rates, consider the following chart. Note the orange line (rates) holding higher relative to the blue line (inflation) until 2011 (the era of central bank bond buying, which artificially depresses rates).

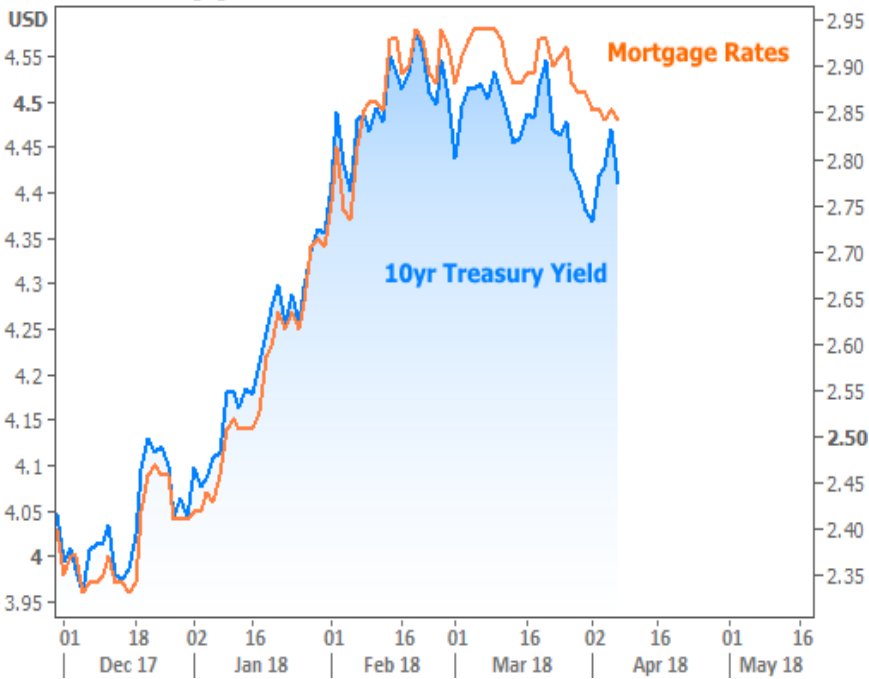
Rates vs Inflation



Now that central banks are **removing** accommodation, the orange line should gravitate back toward the blue line. In other words, rates should go higher, **relative** to inflation. With that in mind, if next week's CPI numbers make it look like the blue line is embarking on another journey higher, it would have seriously negative connotations for rates. Of course inflation could come in **lower** than expected and end up helping rates too!

Either way, it has **at least** as much market moving potential for rates as anything else (like trade war headlines). The biggest risk to rates is that something happens to sooth trade war fears AND the CPI data comes in stronger than expected. Fortunately, big moves in rates have been measured in fractions of percentage points for the past few months, and mortgage rates have been much slower to react than Treasuries.

Treasuries vs Mortgage Rates



Subscribe to my newsletter online at: <http://housingne.ws/mvloans>

## Recent Economic Data

Date	Event	Actual	Forecast	Prior
<b>Monday, Apr 02</b>				
10:00AM	Mar ISM Manufacturing PMI	59.3	60.0	60.8
10:00AM	Feb Construction spending (%)	0.1	0.5	0.0
<b>Wednesday, Apr 04</b>				
8:15AM	Mar ADP National Employment (k)	241	205	235
10:00AM	Feb Factory orders mm (%)	1.2	1.7	-1.4
10:00AM	Mar ISM N-Mfg PMI	58.8	59.0	59.5
<b>Thursday, Apr 05</b>				
8:30AM	w/e Jobless Claims (k)	242	231	215
<b>Friday, Apr 06</b>				
8:30AM	Mar Non-farm payrolls (k)	103	193	313
8:30AM	Mar Unemployment rate mm (%)	4.1	4.0	4.1
<b>Tuesday, Apr 10</b>				
8:30AM	Mar Producer Prices (%)	+0.3	0.1	0.2
8:30AM	Mar Core Producer Prices YY (%)	+2.7	2.6	2.5
10:00AM	Feb Wholesale inventories mm (%)	+1.0	0.9	1.1
1:00PM	3-Yr Note Auction (bl)	30		
<b>Wednesday, Apr 11</b>				
7:00AM	w/e Mortgage Market Index	380.6		388.1
8:30AM	Feb Core CPI Year/Year (%)		1.8	1.8
8:30AM	Mar CPI mm, sa (%)	-0.1	0.0	0.2
1:00PM	10-yr Note Auction (bl)	21		
<b>Thursday, Apr 12</b>				
8:30AM	Mar Import prices mm (%)			0.4
8:30AM	Mar Export prices mm (%)	+0.3	0.2	0.2
8:30AM	w/e Jobless Claims (k)	233	230	242
<b>Friday, Apr 13</b>				
10:00AM	Apr 5yr Inflation Outlook (%)	2.4		2.5
10:00AM	Apr 1yr Inflation Outlook (%)	+2.7		2.8
10:00AM	Apr Consumer Sentiment	97.8	100.5	101.4

## Event Importance:

No Stars = Insignificant

☆ Low

★ Moderate

★★ Important

★★★ Very Important

## Who is Mid Valley Financial?

Mid Valley Financial, located in Fresno, CA, is the Central Valley's premier destination for a wide range of residential and commercial real estate loans. Our commitment to excellence has made us a trusted partner for property buyers and investors seeking tailored financial solutions.

### **\*\*Why Choose Us:\*\***

With a track record spanning back to our inception in 1985, we have established ourselves as a reliable and innovative lender. We proudly serve properties exclusively within California, having funded loans in all 58 counties of the state. Our deep-rooted experience enables us to navigate complex loan scenarios with expertise and efficiency.

### **\*\*Our Approach:\*\***

At Mid Valley Financial, we prioritize your financial goals. Whether you're a first-time homebuyer, envisioning your dream property, refinancing an existing mortgage, or looking to tap into your property's equity, our seasoned loan officers offer a wealth of knowledge and over 300 years of collective experience. We ensure that your funds are prepared when you need them, providing a smooth and swift loan process.

### **\*\*Unlocking Possibilities:\*\***

As one of California's leading direct lenders, we've streamlined the loan process, minimizing obstacles that often deter borrowers. Many of our clients receive approvals within an hour, showcasing our dedication to quick and hassle-free solutions.

### **\*\*Your Journey with Us:\*\***

Contact the MVF team today and let us put your journey to property ownership on cruise control. Our mission is to empower borrowers while fostering enduring and meaningful relationships. With highly competitive rates, a commitment to transparency, and a dedication to your financial success, Mid Valley Financial is your partner in realizing your real estate aspirations.

Mid Valley Financial 