



Mid Valley Financial

Mortgage Banker, Since 1985  
 Broker CA DRE#01206057 | NMLS ID#219418  
 7644 N. Palm Avenue Fresno, CA 93711

Office: (559) 432-8221  
 Mobile: (559) 432-8221  
 Fax: (559) 432-8298  
[info@mvloans.com](mailto:info@mvloans.com)  
[View My Website](#)

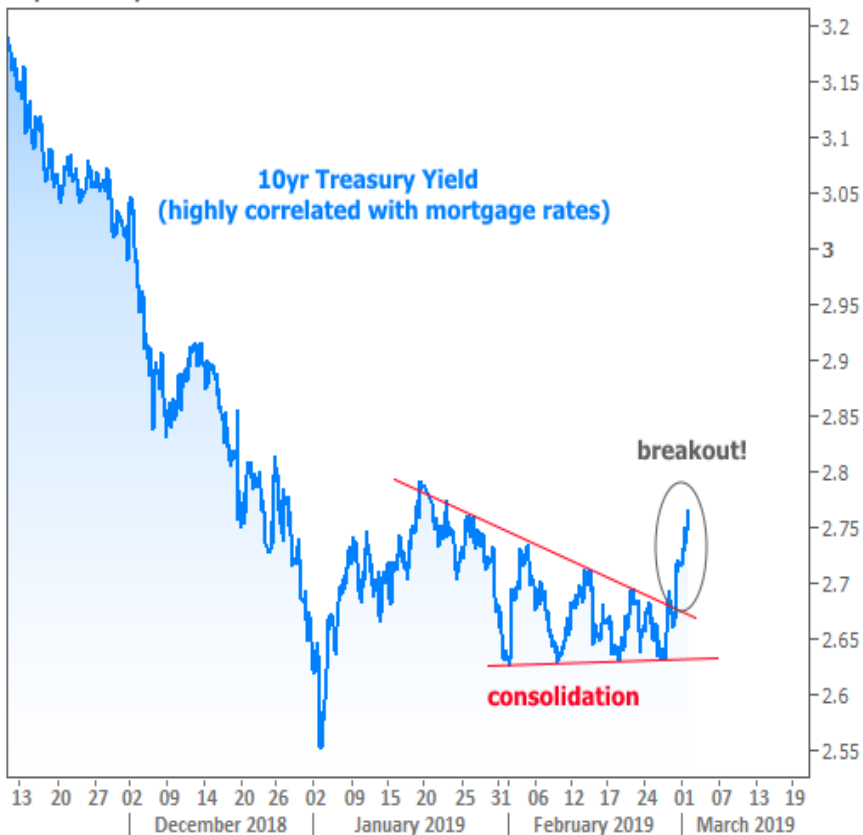
## Rates Dropping Fast as Home Sales Bounce Back

The future is always uncertain when it comes to financial markets and interest rate movement, but there are times where a certain series of events seems more likely. For most of 2019, mid-March looked to be one of those times.

The year began with a **sharp move lower** in rates--sharp enough that it wasn't sustainable. Rates rushed to long-term lows on January 3rd and then bounced higher. Fortunately, they found a ceiling shortly thereafter. That ceiling ended up being the top of the sideways range we've been following ever since.

To be fair, it looked to be broken by the end of February based on the following chart from a [previous newsletter](#):

10yr Treasury Yield



But here's what I had to say about it at the time:

## National Average Mortgage Rates



	Rate	Change	Points
<b>Mortgage News Daily</b>			
30 Yr. Fixed	6.89%	0.00	0.00
15 Yr. Fixed	6.33%	+0.01	0.00
30 Yr. FHA	6.33%	+0.01	0.00
30 Yr. Jumbo	7.05%	0.00	0.00
5/1 ARM	6.58%	0.00	0.00

### Freddie Mac

30 Yr. Fixed	6.77%	-0.09	0.00
15 Yr. Fixed	6.05%	-0.11	0.00

Rates as of: 7/22

### Market Data

	Price / Yield	Change
MBS UMBS 5.5	99.39	-0.01
MBS GNMA 5.5	99.78	+0.00
10 YR Treasury	4.2515	-0.0010
30 YR Treasury	4.4706	-0.0019

Pricing as of: 7/23 3:01AM EST

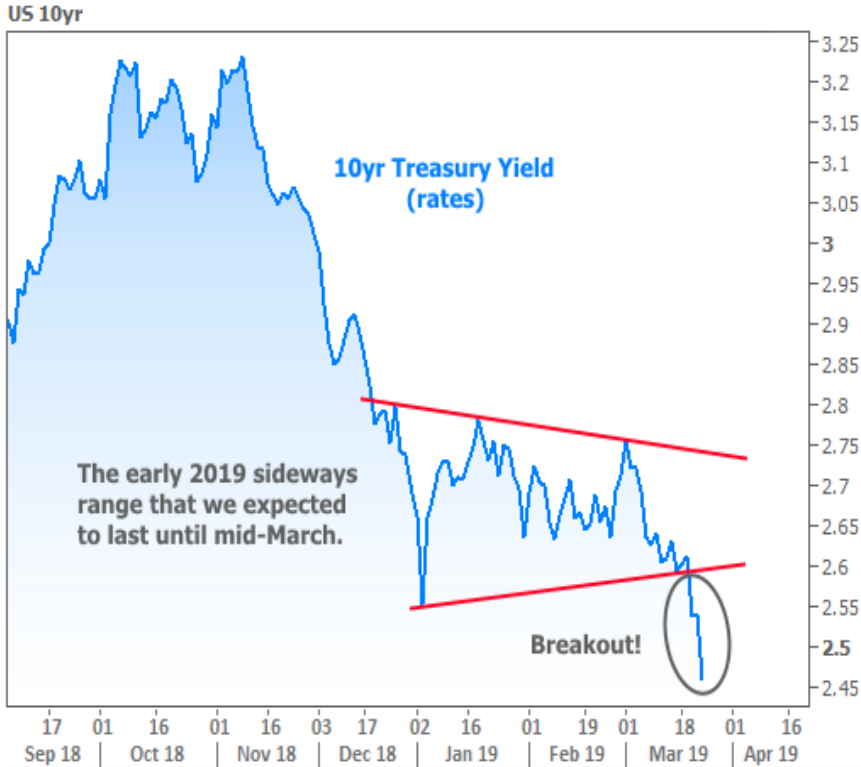
### Recent Housing Data

	Value	Change
Mortgage Apps	Jul 10 206.1	-0.19%
Building Permits	Mar 1.46M	-3.95%
Housing Starts	Mar 1.32M	-13.15%
New Home Sales	Mar 693K	+4.68%
Pending Home Sales	Feb 75.6	+1.75%
Existing Home Sales	Feb 3.97M	-0.75%
Builder Confidence	Mar 51	+6.25%

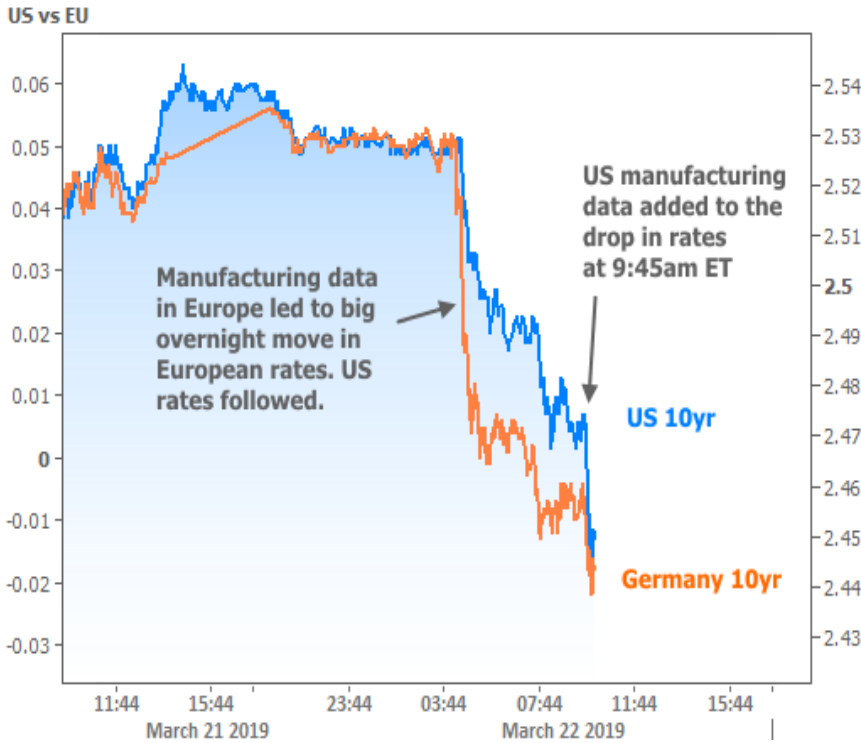
"Is this the end of the road for our nice run of low rates in 2019? It's far too soon to conclude such things. Most traders are looking for the market to make **bigger decisions in mid-March after the next Fed meeting**. Between now and then, rather than plan on rates skyrocketing, a better baseline would be to shift the goalposts to something more horizontal, as seen in the following chart."



Fast forward to this week and it was indeed the Fed Announcement that served as the catalyst for an **actual** breakout. This time around, it's going in our favor.



If you see the little hitch in the blue line in the "breakout" section above, that's as far as the Fed news was able to get us on Wednesday. **The rest of the move** happened Friday on a combination of weak European manufacturing data followed by similarly weak US data.



So is it the Fed or is it manufacturing data? And is it about the US or Europe?

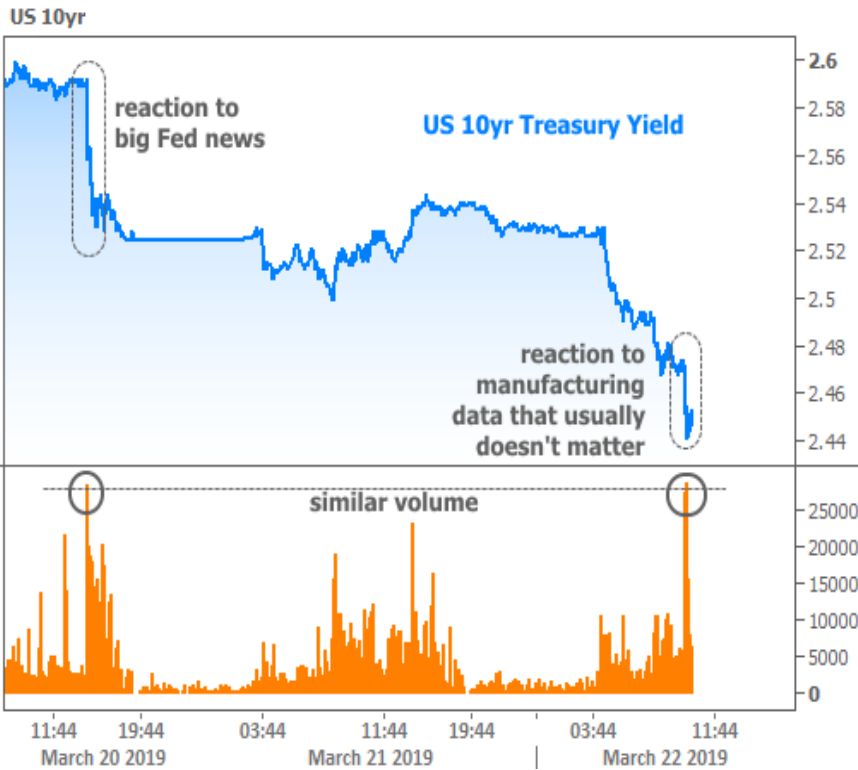
The answer is "yes." The Fed sets policies based on its interpretation of economic data and risks to financial stability. Those policies can have massive impacts on markets, but they're ultimately beholden to the underlying economic realities. When the economy is perceived to be at more risk, the Fed is more likely to enact policies that are friendly for rates.

This week, the Fed surprised markets by announcing that it would stop shrinking its balance sheet (if you really want to dig into the nuts and bolts, [here you go](#)). In plain language, this means the Fed is going to be buying way more bonds in just over a month, and when the Fed buys lots of bonds, it **helps rates move lower**.

The mere **expectation** of such a Fed shift was behind last week's drop in rates, but the actual policy change was **even more aggressive** than markets expected. It was so aggressive that one may wonder just what sorts of red flags the Fed is seeing. Sure, they've **SAID** they're concerned about a potential downturn in Europe with global consequences, but **where's the proof?!**

Then a day a half later, the Eurozone manufacturing data comes out at the lowest levels in years, and European bond yields fall into negative territory. Score one for Fed apprehension. Then the US manufacturing data (highlighted in the chart above) spoke to the "global consequences" just a few hours later.

**Bottom line**, the Fed's concern is good for rates, and it was vetted by weak EU data and then by similarly weak data in the US. How do we know the US manufacturing data mattered so much to the bond market? Because it produced a volume spike as big as Wednesday's Fed news (which is unheard of for this particular report):



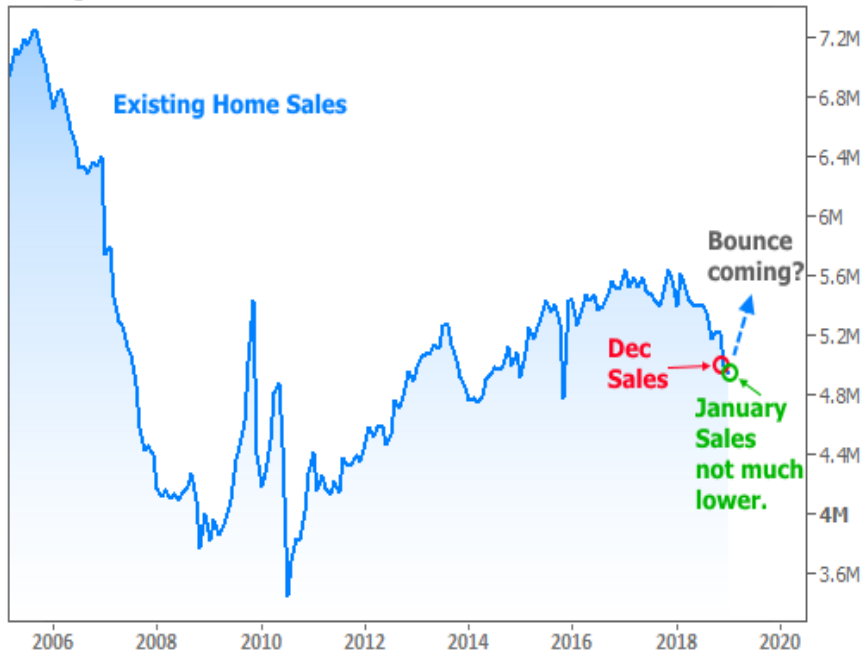
But **not all the economic data was bad** this week. In fact, if we had to choose one economic report to be much stronger, Existing Home Sales would be it! Several recent newsletters have held out the possibility (or even probability) that we'd see something like this in Existing Sales:

[Why 2019 Could Actually be Great For Housing and Mortgage Markets](#)

[Home Sales Bouncing Back](#)

[Why The Housing Market Cares About The Fed](#) (which contained the following chart)

Existing Home Sales



And this is how Existing Sales data looks after this week's installment:

Existing Home Sales



Long story short, all the potential positive cues that looked like they **should** play out for home sales ended up having the expected impact. The fact that this week's data arrives when **mortgage rates are hitting new long-term lows** is just icing on the cake.

Subscribe to my newsletter online at: <http://housingne.ws/mvloans>

## Recent Economic Data

Date	Event	Actual	Forecast	Prior
<b>Monday, Mar 18</b>				
10:00AM	Mar NAHB housing market indx	62	63	62
<b>Tuesday, Mar 19</b>				
10:00AM	Jan Factory orders mm (%)	0.1	0.3	0.1
<b>Wednesday, Mar 20</b>				
7:00AM	w/e Mortgage Refinance Index	1146.8		1108.3
7:00AM	w/e MBA Purchase Index	251.5		250.8
2:00PM	N/A FOMC rate decision (%)	2.250 - 2.500	2.375	2.375
2:37PM	Powell Press Conference			
<b>Thursday, Mar 21</b>				
8:30AM	Mar Philly Fed Business Index	13.7	4.5	-4.1
8:30AM	w/e Jobless Claims (k)	221	225	229
8:30AM	w/e Continued jobless claims (ml)	1.750	1.772	1.776
10:00AM	Feb Leading index chg mm (%)	0.2	0.1	-0.1
<b>Friday, Mar 22</b>				
10:00AM	Feb Existing home sales (ml)	5.51	5.10	4.94
10:00AM	Feb Exist. home sales % chg (%)	11.8	2.2	-1.2
10:00AM	Feb Factory orders mm (%)	14		0.1
<b>Tuesday, Mar 26</b>				
8:30AM	Feb Build permits: change mm (%)	-1.6		-0.7
8:30AM	Feb Housing starts number mm (ml)	1.162	1.213	1.230
8:30AM	Feb House starts mm: change (%)	-8.7		18.6
8:30AM	Feb Building permits: number (ml)	1.296	1.300	1.317
9:00AM	Jan CaseShiller 20 yy (%)	3.6	4.0	4.2
9:00AM	Jan Monthly Home Price mm (%)	0.6		0.3
10:00AM	Mar Consumer confidence	124.1	132.0	131.4
<b>Wednesday, Mar 27</b>				
1:00PM	5-Yr Note Auction (bl)		41	
<b>Thursday, Mar 28</b>				
8:30AM	Q4 GDP Final (%)	2.2	2.4	2.6
8:30AM	w/e Jobless Claims (k)	211	217	221
8:30AM	w/e Continued jobless claims (ml)	1.756	1.750	1.750
10:00AM	Feb Pending Home Sales (%)	-1.0	0.7	4.6
10:00AM	Feb Pending Sales Index	101.9		103.2
1:00PM	7-Yr Note Auction (bl)	32		
<b>Friday, Mar 29</b>				
8:30AM	Jan Core PCE Inflation (y/y) (%)	1.8	1.9	1.9

## Event Importance:

No Stars = Insignificant

☆ Low

★ Moderate

★★ Important

★★★ Very Important

Date	Event	Actual	Forecast	Prior
9:45AM	Mar Chicago PMI	58.7	61.0	64.7
10:00AM	Mar Consumer Sentiment (ip)	98.4	97.8	97.8
10:00AM	Feb New home sales chg mm (%)	4.9	1.3	-6.9
10:00AM	Feb New home sales-units mm (ml)	0.667	0.620	0.607

## Who is Mid Valley Financial?

Mid Valley Financial, located in Fresno, CA, is the Central Valley's premier destination for a wide range of residential and commercial real estate loans. Our commitment to excellence has made us a trusted partner for property buyers and investors seeking tailored financial solutions.

### **\*\*Why Choose Us:\*\***

With a track record spanning back to our inception in 1985, we have established ourselves as a reliable and innovative lender. We proudly serve properties exclusively within California, having funded loans in all 58 counties of the state. Our deep-rooted experience enables us to navigate complex loan scenarios with expertise and efficiency.

### **\*\*Our Approach:\*\***

At Mid Valley Financial, we prioritize your financial goals. Whether you're a first-time homebuyer, envisioning your dream property, refinancing an existing mortgage, or looking to tap into your property's equity, our seasoned loan officers offer a wealth of knowledge and over 300 years of collective experience. We ensure that your funds are prepared when you need them, providing a smooth and swift loan process.

### **\*\*Unlocking Possibilities:\*\***

As one of California's leading direct lenders, we've streamlined the loan process, minimizing obstacles that often deter borrowers. Many of our clients receive approvals within an hour, showcasing our dedication to quick and hassle-free solutions.

### **\*\*Your Journey with Us:\*\***

Contact the MVF team today and let us put your journey to property ownership on cruise control. Our mission is to empower borrowers while fostering enduring and meaningful relationships. With highly competitive rates, a commitment to transparency, and a dedication to your financial success, Mid Valley Financial is your partner in realizing your real estate aspirations.

Mid Valley Financial 