



**Mid Valley Financial**

Mortgage Banker, Since 1985  
 Broker CA DRE#01206057 | NMLS ID#219418  
 7644 N. Palm Avenue Fresno, CA 93711

Office: (559) 432-8221  
 Mobile: (559) 432-8221  
 Fax: (559) 432-8298  
[info@mvloans.com](mailto:info@mvloans.com)  
[View My Website](#)

## Big Bounce in Home Sales And What it Could Mean For Prices

It was an action-packed week for financial markets. Earnings were in full swing. There was a ton of economic data to digest. And of course, there was the Fed announcement and press conference to cause volatility from Wednesday afternoon on. But one of the most interesting developments was the **big bounce** in Pending Home Sales on Tuesday.

Pending Sales are an advance indicator of actual home sales because they track home purchase contract activity. As such, they often **lead** Existing Home Sales numbers by several weeks. Both pending and existing home sales **also** tend to lead home price appreciation, which has been **cooling significantly** in recent months.

In other words, if we're seeing a big bounce in Pending Sales, we're **likely to see a continuation** of the bounce in Existing Home Sales, and in turn, at least some stability in home price appreciation.

Of course, one of those "all things being equal" caveats applies, but generally speaking, if consumers are in a position to buy more and more homes, the conditions that support **stable-to-stronger** home prices are typically in place as well.

The **only catch** is that it can take quite a while for the stability in price appreciation to show up. This can be seen in the chart below where the most noticeable bounces in home sales tend to occur 8-10 months before we see a response in price trends (keep in mind, the blue line tracks home price CHANGE and not home prices themselves--i.e. as long as the line is above zero, prices are moving **up**).

## National Average Mortgage Rates



	Rate	Change	Points
<b>Mortgage News Daily</b>			
30 Yr. Fixed	6.89%	0.00	0.00
15 Yr. Fixed	6.33%	+0.01	0.00
30 Yr. FHA	6.33%	+0.01	0.00
30 Yr. Jumbo	7.05%	0.00	0.00
5/1 ARM	6.58%	0.00	0.00

### Freddie Mac

30 Yr. Fixed	6.77%	-0.09	0.00
15 Yr. Fixed	6.05%	-0.11	0.00

Rates as of: 7/22

## Market Data

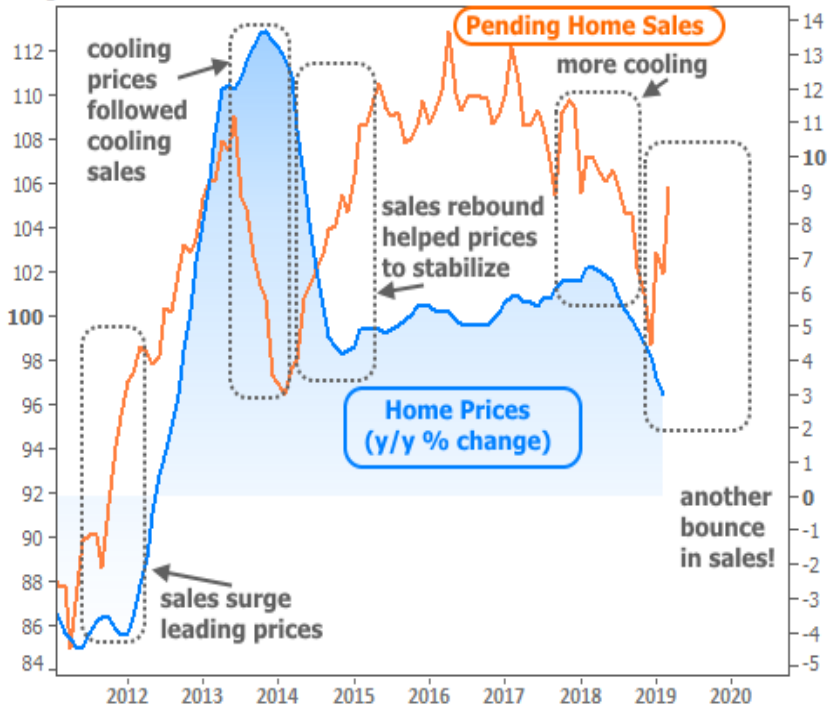
	Price / Yield	Change
MBS UMBS 5.5	99.39	-0.01
MBS GNMA 5.5	99.78	+0.00
10 YR Treasury	4.2520	-0.0005
30 YR Treasury	4.4701	-0.0024

Pricing as of: 7/23 2:50AM EST

## Recent Housing Data

		Value	Change
Mortgage Apps	Jul 10	206.1	-0.19%
Building Permits	Mar	1.46M	-3.95%
Housing Starts	Mar	1.32M	-13.15%
New Home Sales	Mar	693K	+4.68%
Pending Home Sales	Feb	75.6	+1.75%
Existing Home Sales	Feb	3.97M	-0.75%
Builder Confidence	Mar	51	+6.25%

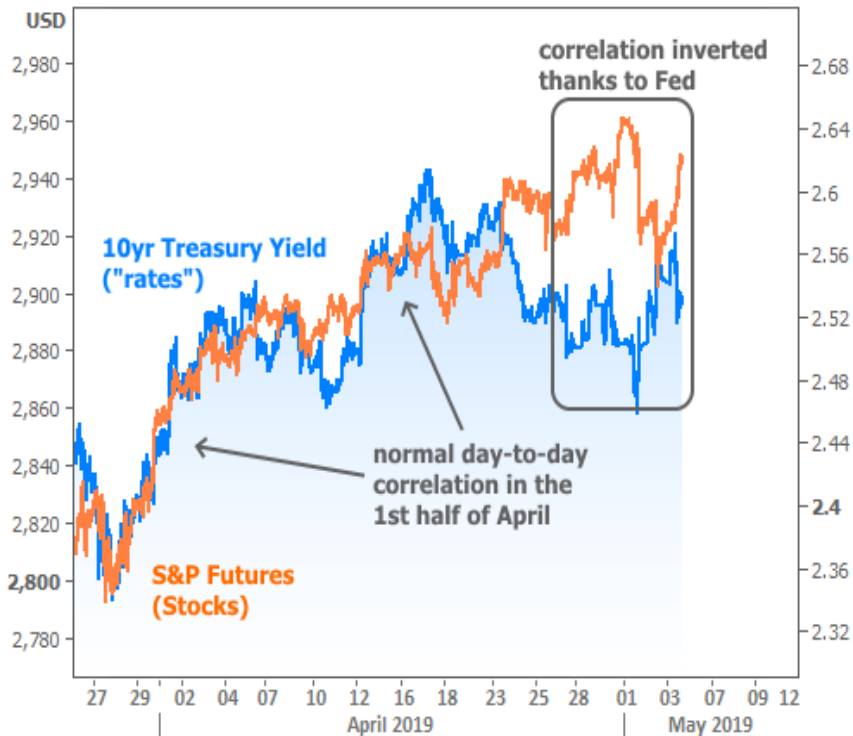
Pending Sales vs Home Prices



By Wednesday, the big week of economic data and events was in full swing. A weak manufacturing report **pushed rates lower** in the morning and markets reacted favorably to the Fed announcement at 2pm. In this context, "favorably" means that the prices of both stocks and bonds increased (and when bond prices increase, yields/rates move lower).

In fact, both stocks and bonds have been actively trading their expectations for Fed policy all week. If the Fed is friendly, it's seen as a **rising tide** that lifts all boats. If the Fed is feeling less accommodative, both stocks and bonds **suffer**. The result is a breakdown of the typical correlation expected of stock prices and bond yields (aka "rates").

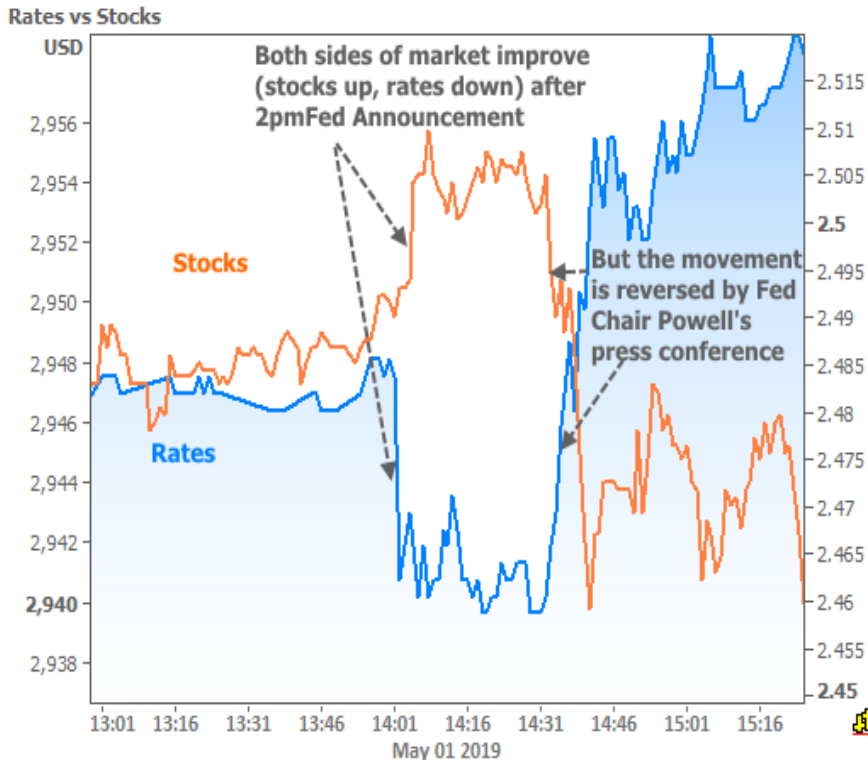
Rates vs Stocks



While the Fed announcement itself was helpful for both stocks and bonds, 30 minutes later, Fed Chair Powell delivered prepared remarks that **sent markets scrambling** in the other direction. The offending comments included

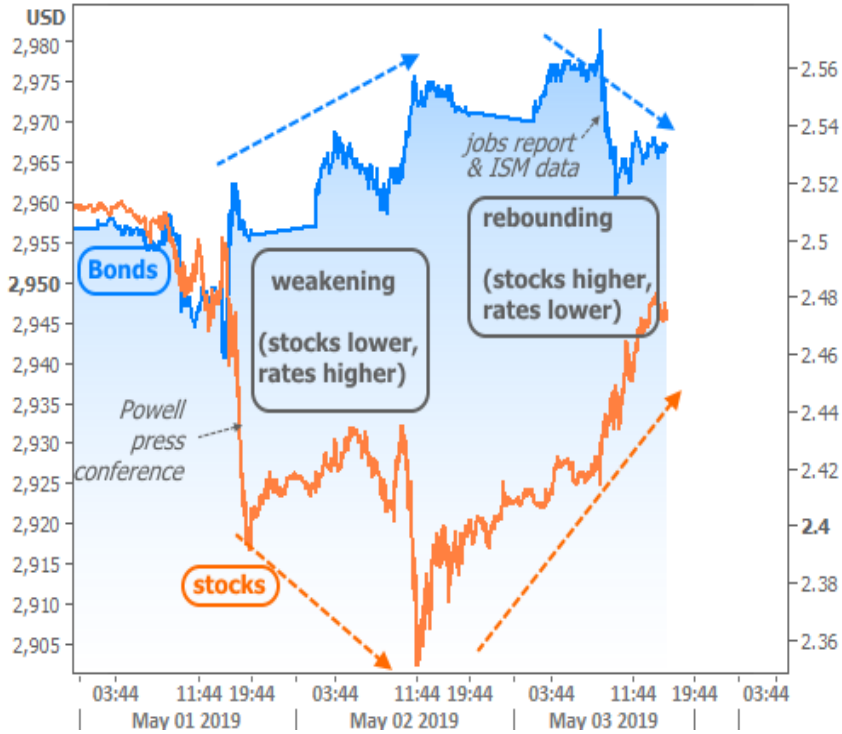
- A less dire assessment of foreign/global economic risks
- A "merely technical" classification of a policy change that markets may have misinterpreted as a sort of Fed rate cut
- Fair warning that the Fed might make adjustments to its balance sheet that favor shorter term interest rates at the expense of longer term rates (like 10yr Treasury yields and mortgages).

All of the above was enough for an immediate spike in bond yields and a quick reversal for the stock market as seen in the following chart.



This momentum carried through to the next trading day and it wasn't ultimately reversed for the bond market until the reaction to Friday morning's economic data.

Rates vs Stocks



If you pay exceptionally close attention to economic data you may be wondering how the apparently **strong** jobs report could possibly result in rates moving **lower**. After all, strong jobs numbers are usually bad for bonds/rates.

In this case, strong jobs growth is **old news** and traders are at least as interested in other parts of the report. Specifically, the **wage growth** component matters as much as anything these days due to its implications for inflation (which in turn matters because low inflation means the Fed can continue to be friendly). While the job tally was stronger-than-expected, wages and weekly hours were lower than expected. The implication is **bad for inflation**, which is already struggling, depending on the metric.

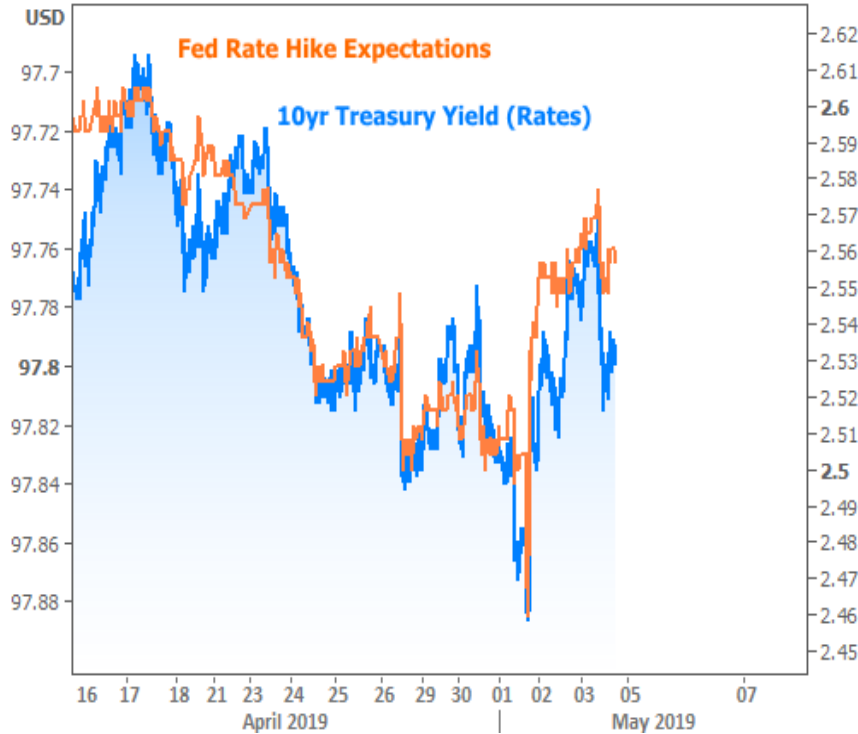
If we use inflation data that came out this week (Core PCE), we can see that it was already beginning to slide to 1.6% even though wages improved in 2018. If Friday's wage data speaks to a peak/plateau in wage growth, it doesn't bode well for inflation. The takeaway is that the Fed won't need to hike rates any time soon. Indeed, speculators see a **greater chance of a Fed rate CUT** being the next move in December or January.

Earnings vs Inflation



All of the above having been said, Friday's movement in Fed rate hike expectations was a **drop in the bucket** relative to the opposite movement of the previous 2 days. In the following chart, the orange line moves lower as markets perceive a greater chance of a Fed rate CUT.

Rates vs Rate Hike Expectations



With the last chart in mind, 10yr Treasury yields tried and failed to break below 2.50%. True, it did happen during the day on May 1st, but we wouldn't consider 2.50% to be 'broken' unless yields held under 2.50% through the close of business (and ideally for an additional business day). The implication is that **rates remain susceptible to volatility** in the coming weeks. Given all of the inflation implications underlying this week's volatility, next week's inflation data on Thursday and Friday could be more important than normal.

Subscribe to my newsletter online at: <http://housingne.ws/mvloans>

## Recent Economic Data

Date	Event	Actual	Forecast	Prior
<b>Monday, Apr 29</b>				
8:30AM	Mar Core PCE Inflation (y/y) (%)	+1.6	1.7	1.7
<b>Tuesday, Apr 30</b>				
9:00AM	Feb CaseShiller 20 yy (%)	+3.0	3.2	3.6
9:45AM	Apr Chicago PMI	52.6	59.0	58.7
10:00AM	Mar Pending Sales Index	105.8		101.9
10:00AM	Mar Pending Home Sales (%)	+3.8	1.1	-1.0
<b>Wednesday, May 01</b>				
7:00AM	w/e Mortgage Refinance Index	1228.3		1293.0
7:00AM	w/e MBA Purchase Index	259.4		269.3
8:15AM	Apr ADP National Employment (k)	+275	180	129
10:00AM	Apr ISM Manufacturing PMI	52.8	55.0	55.3
10:00AM	Mar Construction spending (%)	-0.9	0.1	1.0
2:00PM	N/A FOMC rate decision (%)	2.25 - 2.50	2.375	2.375
2:35PM	Powell Press Conference			
<b>Thursday, May 02</b>				
8:30AM	Q1 Labor Costs Preliminary (%)	-0.9	1.5	2.0
8:30AM	w/e Jobless Claims (k)	230	215	230
9:45AM	Apr ISM-New York index	882.8		869.1
10:00AM	Mar Factory orders mm (%)	+1.9	1.5	-0.5
<b>Friday, May 03</b>				
8:30AM	Apr Non-farm payrolls (k)	+263	185	196
8:30AM	Apr Unemployment rate mm (%)	3.6	3.8	3.8
8:30AM	Apr Average earnings mm (%)	+0.2	0.3	0.1
10:00AM	Apr ISM N-Mfg PMI	55.5	57.0	56.1
<b>Tuesday, May 07</b>				
1:00PM	3-Yr Note Auction (bl)	38		
<b>Wednesday, May 08</b>				
7:00AM	w/e Mortgage Refinance Index	1238.5		1228.3
7:00AM	w/e MBA Purchase Index	270.2		259.4

## Event Importance:

No Stars = Insignificant

☆ Low

★ Moderate

★★ Important

★★★ Very Important

Date	Event	Actual	Forecast	Prior
<b>Thursday, May 09</b>				
8:30AM	Apr Core Producer Prices YY (%)	2.4	2.5	2.4
8:30AM	Mar International trade mm \$ (bl)	-50.0	-50.2	-49.4
8:30AM	w/e Jobless Claims (k)	228	225	230
8:30AM	w/e Continued jobless claims (ml)	1.684	1.670	1.671
10:00AM	Mar Wholesale inventories mm (%)	-0.1	0.0	0.0
<b>Friday, May 10</b>				
8:30AM	Apr Core CPI (Annual) (%)	2.1	2.1	2.0
<b>Wednesday, Jul 10</b>				
1:00PM	10-yr Note Auction (bl)	24		
<b>Thursday, Jul 11</b>				
1:00PM	30-Yr Bond Auction (bl)	16		

## Who is Mid Valley Financial?

Mid Valley Financial, located in Fresno, CA, is the Central Valley's premier destination for a wide range of residential and commercial real estate loans. Our commitment to excellence has made us a trusted partner for property buyers and investors seeking tailored financial solutions.

### **\*\*Why Choose Us:\*\***

With a track record spanning back to our inception in 1985, we have established ourselves as a reliable and innovative lender. We proudly serve properties exclusively within California, having funded loans in all 58 counties of the state. Our deep-rooted experience enables us to navigate complex loan scenarios with expertise and efficiency.

### **\*\*Our Approach:\*\***

At Mid Valley Financial, we prioritize your financial goals. Whether you're a first-time homebuyer, envisioning your dream property, refinancing an existing mortgage, or looking to tap into your property's equity, our seasoned loan officers offer a wealth of knowledge and over 300 years of collective experience. We ensure that your funds are prepared when you need them, providing a smooth and swift loan process.

### **\*\*Unlocking Possibilities:\*\***

As one of California's leading direct lenders, we've streamlined the loan process, minimizing obstacles that often deter borrowers. Many of our clients receive approvals within an hour, showcasing our dedication to quick and hassle-free solutions.

### **\*\*Your Journey with Us:\*\***

Contact the MVF team today and let us put your journey to property ownership on cruise control. Our mission is to empower borrowers while fostering enduring and meaningful relationships. With highly competitive rates, a commitment to transparency, and a dedication to your financial success, Mid Valley Financial is your partner in realizing your real estate aspirations.

Mid Valley Financial 