



Mid Valley Financial

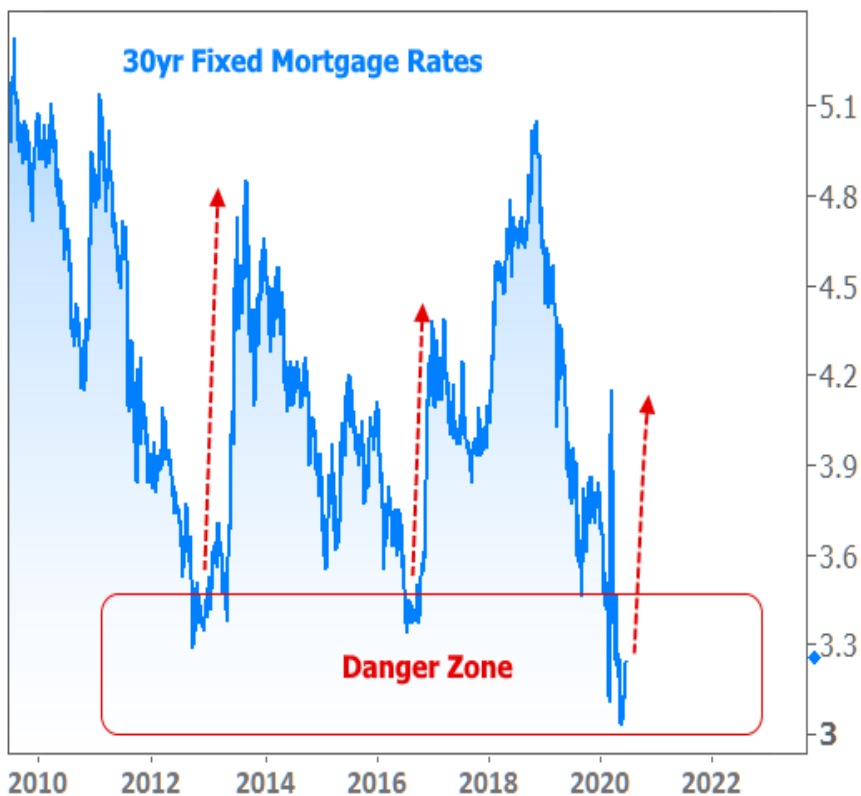
Mortgage Banker, Since 1985
 Broker CA DRE#01206057 | NMLS ID#219418
 7644 N. Palm Avenue Fresno, CA 93711

Office: (559) 432-8221
 Mobile: (559) 432-8221
 Fax: (559) 432-8298
info@mvloans.com
[View My Website](#)

Are All-Time Low Mortgage Rates Behind Us Now?

Things are **quickly getting interesting** for mortgage rates, and by 'interesting,' I mean potentially alarming. Everything's relative though, so it should be said right up front that the average mortgage rate is still only a hop and a skip from the all-time lows seen last week.

But the recent past and present are old news when it comes to discussing rates and financial markets, right?! We want to know what the future holds! We want to know if rates are going to spike like they did the last 2 times they entered the danger zone.



Up until this week, there was a fairly even balance of opinion among analysts, economists, and mortgage market stakeholders. It was and still is perfectly valid to believe rates have an **equal chance** of pecking away at new all-time **lows** versus embarking on a journey back toward much **higher** levels.

National Average Mortgage Rates



	Rate	Change	Points
--	------	--------	--------

Mortgage News Daily

30 Yr. Fixed	6.89%	0.00	0.00
15 Yr. Fixed	6.33%	+0.01	0.00
30 Yr. FHA	6.33%	+0.01	0.00
30 Yr. Jumbo	7.05%	0.00	0.00
5/1 ARM	6.58%	0.00	0.00

Freddie Mac

30 Yr. Fixed	6.77%	-0.09	0.00
15 Yr. Fixed	6.05%	-0.11	0.00

Rates as of: 7/22

Market Data

	Price / Yield	Change
MBS UMBS 5.5	99.39	-0.01
MBS GNMA 5.5	99.78	+0.00
10 YR Treasury	4.2374	-0.0151
30 YR Treasury	4.4556	-0.0169

Pricing as of: 7/23 12:46AM EST

Recent Housing Data

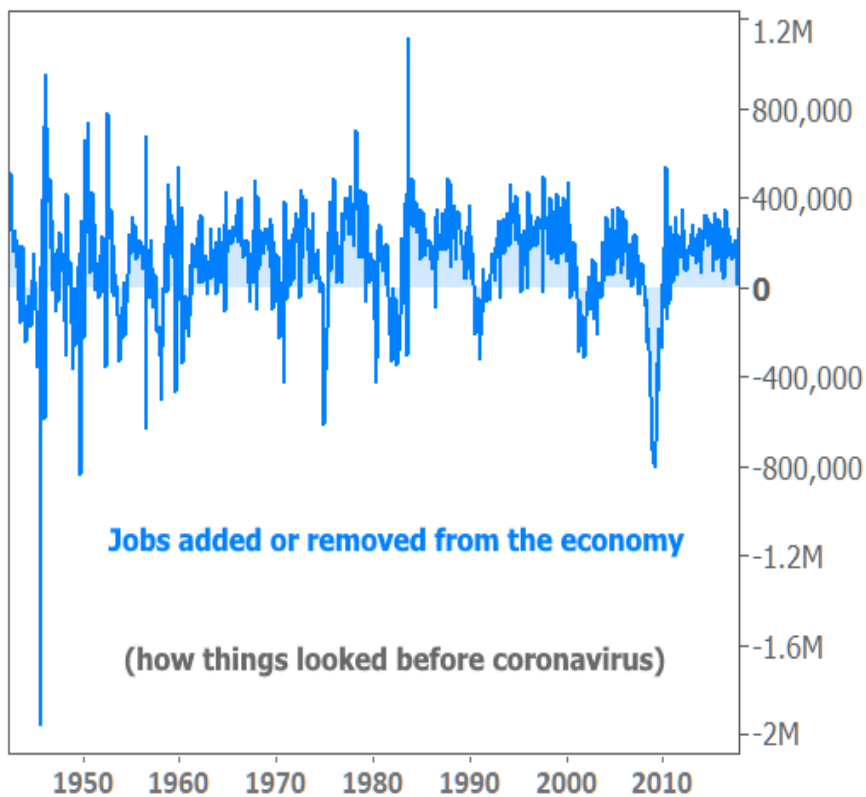
		Value	Change
Mortgage Apps	Jul 10	206.1	-0.19%
Building Permits	Mar	1.46M	-3.95%
Housing Starts	Mar	1.32M	-13.15%
New Home Sales	Mar	693K	+4.68%
Pending Home Sales	Feb	75.6	+1.75%
Existing Home Sales	Feb	3.97M	-0.75%
Builder Confidence	Mar	51	+6.25%

That said, those who saw equal chances of higher vs lower rates are being **forced to question** their resolve after the past 3 days of economic data and market movement. Reason being: the data suggests an economic recovery is off to a much faster start than expected.

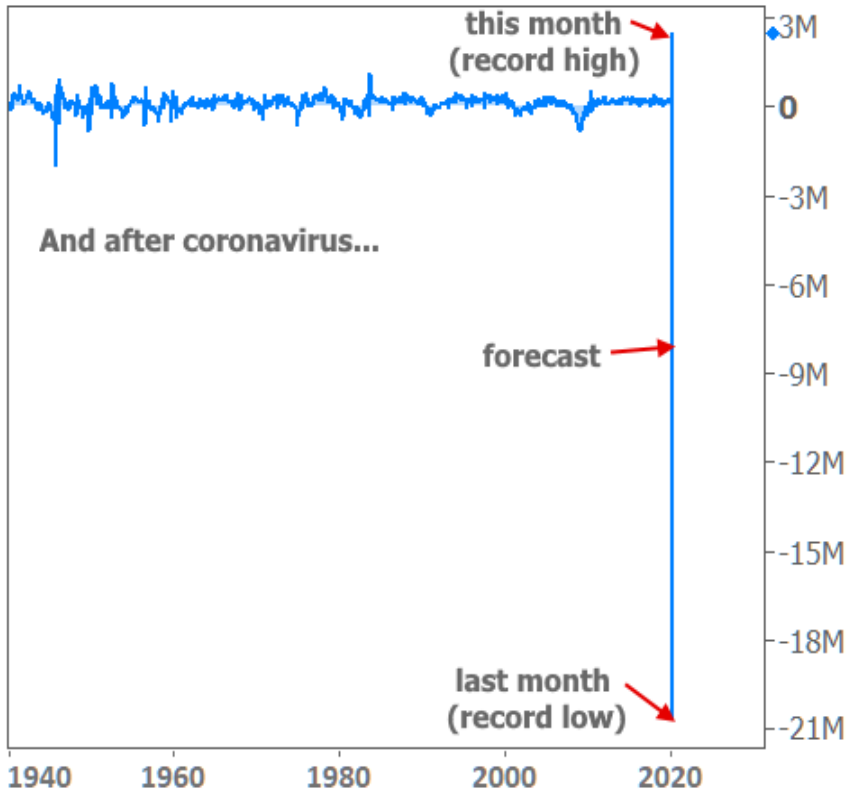
This began on Wednesday with a jobs count from payroll processor ADP that was staggeringly higher than expected. Ironically, this was the **2nd worst** ADP Employment report in history. Only last month's was any weaker, and it was only due to that weakness that economic forecasters were able to miss the mark so egregiously this month. Specifically, they saw ADP's job count declining by another 9 million on top of last month's 20 million decline. As it happened, only 2.76 million payrolls were lost.

Opinions vary as to how well the ADP numbers predict the all-important payroll count in the government's big jobs report (almost always released 2 days after ADP). But when ADP is **THAT far** from forecasts, investors can't help but expect some drama in the official jobs report.

That instinct was vetted on Friday when the jobs report **absolutely demolished** its forecast with payrolls **RISING** 2.5 million versus a forecast calling for a drop of 8 million. This is by far and away the biggest gap we've ever seen and one that's unlikely to be repeated. That said, coronavirus has forced the market to redefine what's possible in terms of temporary economic outcomes. Here's the entire history of the Labor Department's jobs count before coronavirus effects.



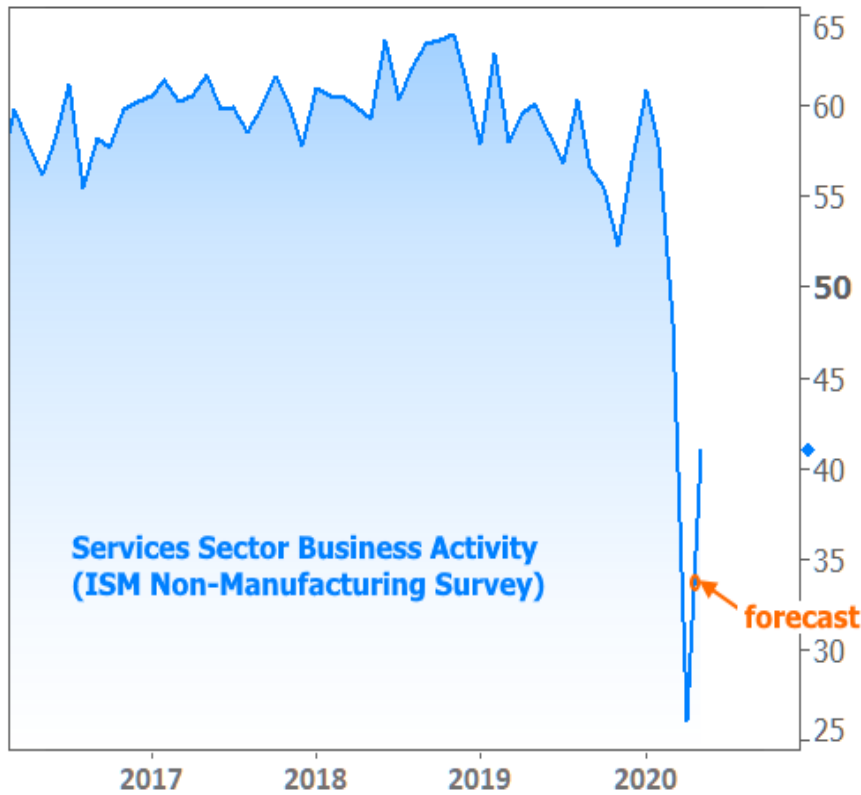
Now let's bring the post-coronavirus numbers into the mix so we can see how the past stacks up (and how far off the forecasts were):



Even though these numbers are arguably too big and too different from the past to observe much significance, they corroborate stories being told elsewhere in the economy. The unemployment rate (also released on Friday) is an even more basic way to convey the message that the labor market may already be healing significantly, even though experts thought it would continue to deteriorate.



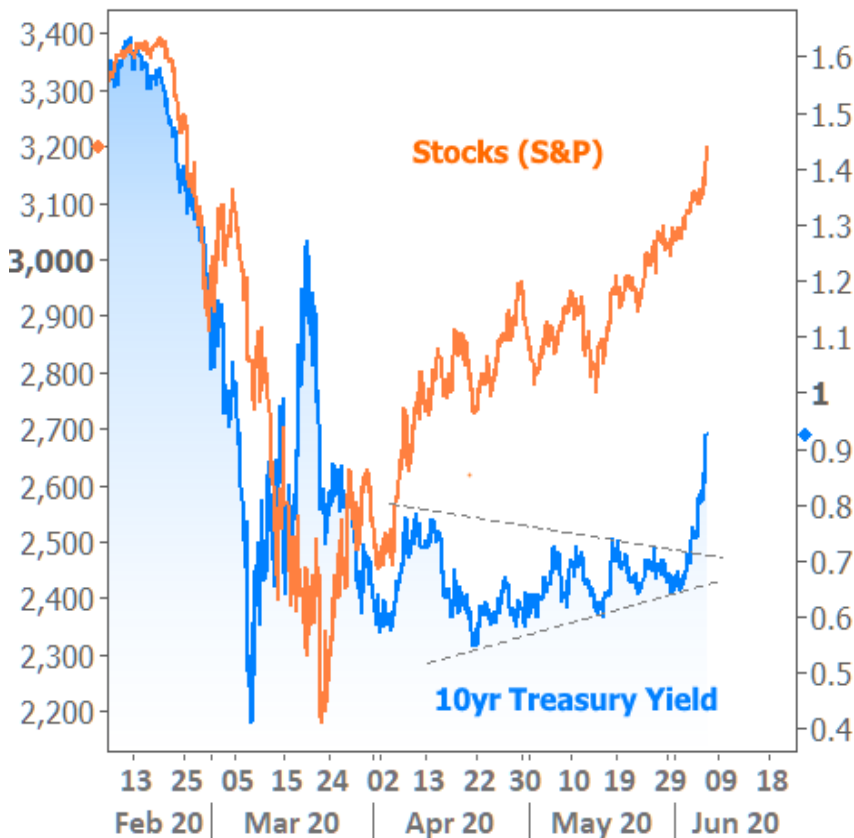
There are ways to observe the same message in other highly-regarded economic reports. A key barometer for the services sector was released on Wednesday. While economists accurately predicted an improvement, they vastly underestimated the pace.



Yes, that blue line is still much lower than it had been in recent years, but we already knew about that. What we didn't know was the pace at which it might bounce back. Combined with the stronger jobs numbers, data like this suggests the economy is getting back to business more quickly than expected.

So what's the big deal for mortgage rates? Rates are based on mortgage-backed bonds. These bonds typically move in similar fashion to US Treasuries. When the economic outlook improves, stocks tend to improve while bonds suffer. "Suffering" in the bond market means lower bond prices and higher yields. "Yield" is just another word for "rates."

Long story short, stronger-than-expected economic data means upward pressure on rates, all other things being equal. This is easily seen in the following chart, where the 10yr Treasury yield (a key benchmark for interest rates) has broken out of a holding pattern to move rapidly higher this week.



If the economic data continues to be much stronger than expected, there's a very real chance that all-time low rates are behind us for now. The counterpoint is that such comments are only ever as good as the data we currently have available. The data just so happens to be very strong this week. If the data happens to calm down, so too could the rise in rates.

Either way, mortgage rates have a bit of an advantage over Treasuries because they didn't fall as quickly in response to coronavirus for a variety of reasons. This means they have a bit of a cushion on the way back up. Additionally, it's worth keeping in mind that the two abrupt spikes seen in 2013 and 2016 (first chart, above) came in response to specific, massively important events. We haven't seen the same sort of event so far in 2020. Unless that changes, any rising rate trend will be much more gradual than those past examples.

Subscribe to my newsletter online at: <http://housingne.ws/mvloans>

Recent Economic Data

Date	Event	Actual	Forecast	Prior
Monday, Jun 01				
10:00AM	May ISM Manufacturing PMI	43.1	43.6	41.5
Wednesday, Jun 03				
7:00AM	w/e MBA Purchase Index	296.0		281.2
7:00AM	w/e Mortgage Refinance Index	3166.7		3466.2
8:15AM	May ADP National Employment (k)	-2760	-9000	-20236
10:00AM	May ISM N-Mfg PMI	45.4	44.0	41.8
10:00AM	May ISM N-Mfg Bus Act	41.0	34.0	26.0

Event Importance:

- No Stars = Insignificant
- ☆ Low
- ★ Moderate
- ★★ Important
- ★★★ Very Important

Date	Event	Actual	Forecast	Prior
10:00AM	Apr Factory orders mm (%)	-13.0	-14.0	-10.3
Thursday, Jun 04				
8:30AM	w/e Jobless Claims (k)	1877	1525	2123
8:30AM	w/e Continued jobless claims (ml)	21.487	20.000	21.052
Friday, Jun 05				
8:30AM	May Non-farm payrolls (k)	2509	-8000	-20537
8:30AM	May Unemployment rate mm (%)	13.3	19.8	14.7
Monday, Jun 08				
1:00PM	3-Yr Note Auction (bl)	44		
Tuesday, Jun 09				
10:00AM	Apr Wholesale inventories mm (%)	0.3	0.4	0.4
Wednesday, Jun 10				
7:00AM	w/e MBA Purchase Index	311.7		296.0
7:00AM	w/e Mortgage Refinance Index	3529.0		3166.7
8:30AM	May Core CPI (Annual) (%)	1.2	1.3	1.4
2:00PM	N/A FOMC rate decision (%)	0.000 - 0.250	0.125	0.125
Thursday, Jun 11				
8:30AM	May Core Producer Prices YY (%)	0.3	0.4	0.6
Friday, Jun 12				
10:00AM	Jun Consumer Sentiment	78.9	75.0	72.3
Wednesday, Jul 08				
1:00PM	10-yr Note Auction (bl)	29		
Thursday, Jul 09				
1:00PM	30-Yr Bond Auction (bl)	19		

Who is Mid Valley Financial?

Mid Valley Financial, located in Fresno, CA, is the Central Valley's premier destination for a wide range of residential and commercial real estate loans. Our commitment to excellence has made us a trusted partner for property buyers and investors seeking tailored financial solutions.

****Why Choose Us:****

With a track record spanning back to our inception in 1985, we have established ourselves as a reliable and innovative lender. We proudly serve properties exclusively within California, having funded loans in all 58 counties of the state. Our deep-rooted experience enables us to navigate complex loan scenarios with expertise and efficiency.

****Our Approach:****

At Mid Valley Financial, we prioritize your financial goals. Whether you're a first-time homebuyer, envisioning your dream property, refinancing an existing mortgage, or looking to tap into your property's equity, our seasoned loan officers offer a wealth of knowledge and over 300 years of collective experience. We ensure that your funds are prepared when you need them, providing a smooth and swift loan process.

****Unlocking Possibilities:****

As one of California's leading direct lenders, we've streamlined the loan process, minimizing obstacles that often deter borrowers. Many of our clients receive approvals within an hour, showcasing our dedication to quick and hassle-free solutions.

****Your Journey with Us:****

Contact the MVF team today and let us put your journey to property ownership on cruise control. Our mission is to empower borrowers while fostering enduring and meaningful relationships. With highly competitive rates, a commitment to transparency, and a dedication to your financial success, Mid Valley Financial is your partner in realizing your real estate aspirations.

Mid Valley Financial 