



**Mid Valley Financial**

Mortgage Banker, Since 1985  
 Broker CA DRE#01206057 | NMLS ID#219418  
 7644 N. Palm Avenue Fresno, CA 93711

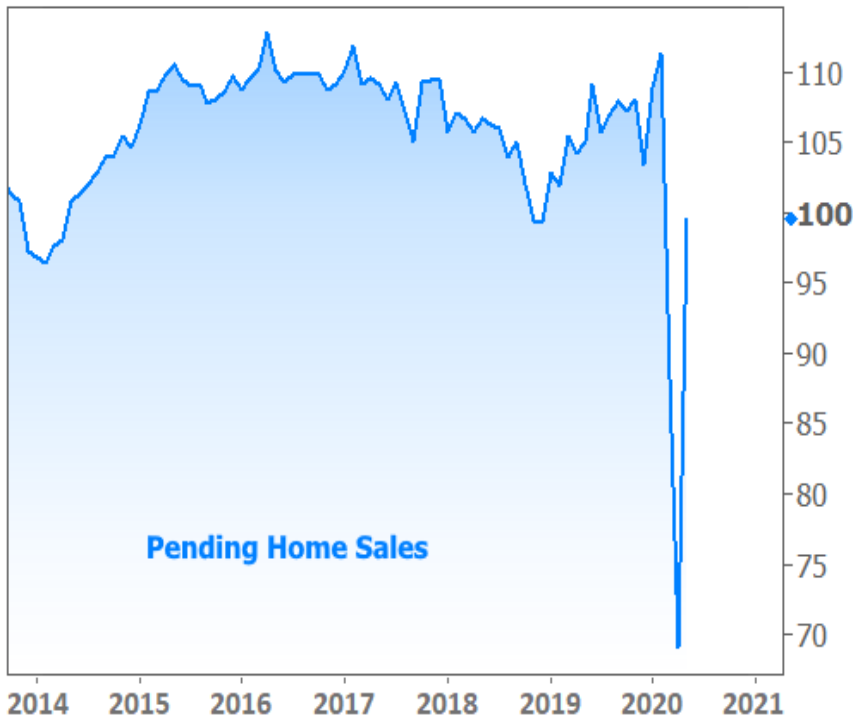
Office: (559) 432-8221  
 Mobile: (559) 432-8221  
 Fax: (559) 432-8298  
[info@mvloans.com](mailto:info@mvloans.com)  
[View My Website](#)

## Huge Housing Rebound, All-Time Low Rates, But At What Cost?

This week's economic data included the **biggest-ever** gain in Pending Home Sales, a leading indicator for the housing market. Meanwhile, mortgage rates pushed down to new all-time lows yet again.

### But at what cost?

The **most pessimistic** way to explain the surge in home sales is to say it was only made possible by the record-setting **declines** in the past few months.



That's mostly true, but it **fails to give credit** to what the industry and government officials have been doing to help jump start economic activity. Would sales bounce back like this without all-time low mortgage rates and a stock market recovery (both made possible by emergency intervention from the Federal Reserve)? Would consumers be as comfortable spending money without the promise of additional fiscal stimulus and other support programs already in place?

## National Average Mortgage Rates



	Rate	Change	Points
--	------	--------	--------

### Mortgage News Daily

30 Yr. Fixed	6.89%	0.00	0.00
15 Yr. Fixed	6.33%	+0.01	0.00
30 Yr. FHA	6.33%	+0.01	0.00
30 Yr. Jumbo	7.05%	0.00	0.00
5/1 ARM	6.58%	0.00	0.00

### Freddie Mac

30 Yr. Fixed	6.77%	-0.09	0.00
15 Yr. Fixed	6.05%	-0.11	0.00

Rates as of: 7/22

## Market Data

	Price / Yield	Change
MBS UMBS 5.5	99.39	-0.01
MBS GNMA 5.5	99.78	+0.00
10 YR Treasury	4.2374	-0.0151
30 YR Treasury	4.4561	-0.0164

Pricing as of: 7/23 12:42AM EST

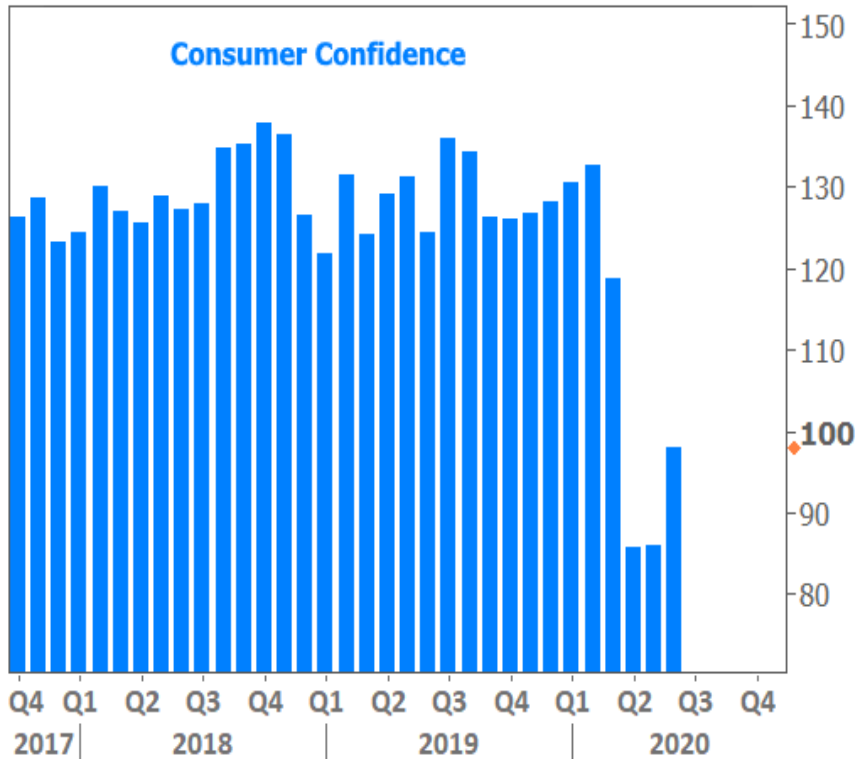
## Recent Housing Data

		Value	Change
Mortgage Apps	Jul 10	206.1	-0.19%
Building Permits	Mar	1.46M	-3.95%
Housing Starts	Mar	1.32M	-13.15%
New Home Sales	Mar	693K	+4.68%
Pending Home Sales	Feb	75.6	+1.75%
Existing Home Sales	Feb	3.97M	-0.75%
Builder Confidence	Mar	51	+6.25%

While we can't say exactly how big the impact would be if we removed those helping hands, we have to assume things would be worse without them, at least in the here and now. Critics contend that the emergency programs could cause issues in the future, but as is **always** the case with emergency support from the Fed or the US government, the preference is to avoid **present day** pain even if it simply delays the inevitable.

It's also important to keep in mind that we're really only talking about the **early stages** of an economic recovery. Many other economic indicators suggest we've only taken a small bite out of the broader damage caused by coronavirus.

For instance, consumer confidence jumped **much higher**, but it's **nowhere near** pre-coronavirus levels.

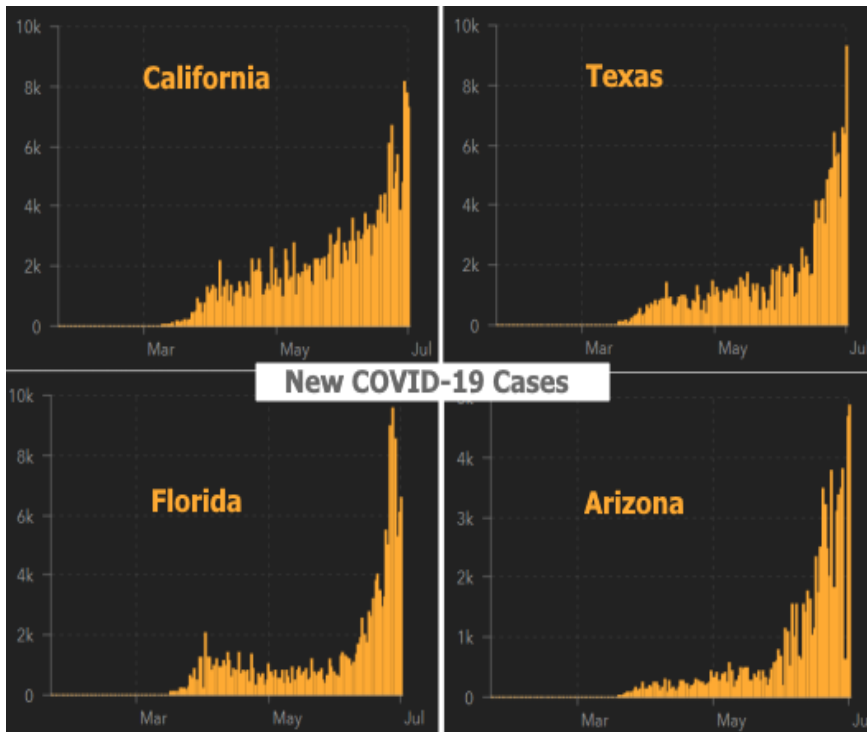


The unemployment rate fell **much** more than economists expected, but it remains at levels that would be considered **borderline catastrophic** relative to recent precedent.

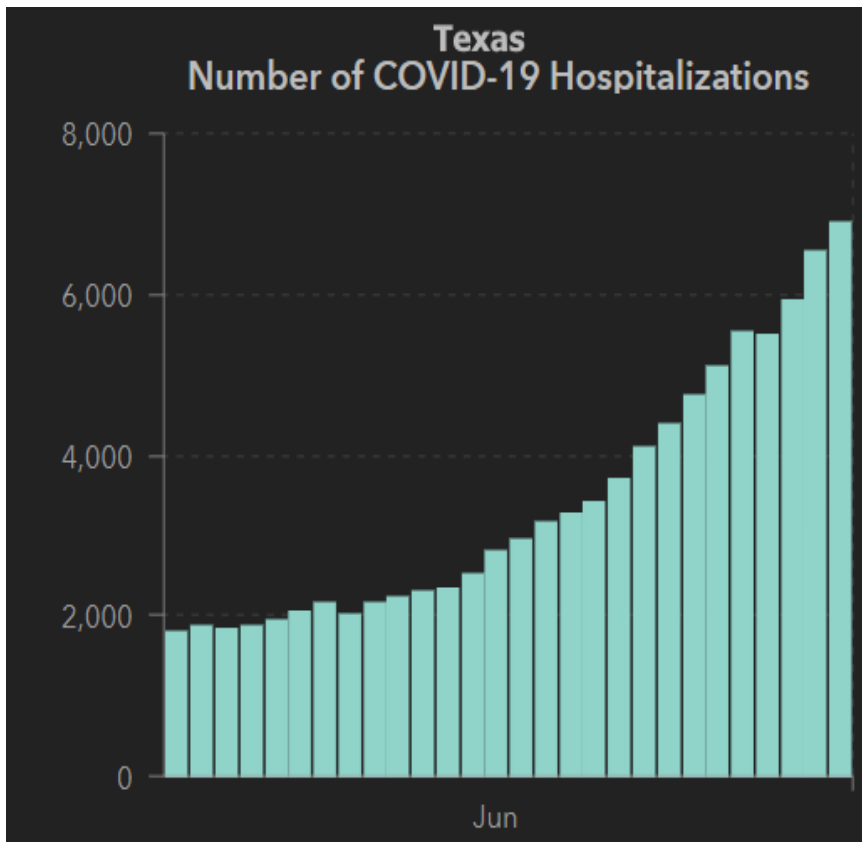


The **true test** for an economic rebound will be **HOW MUCH** of the recent precedent can be recovered. The jury is very much out on that one, and it's going to take plenty of time for that to change.

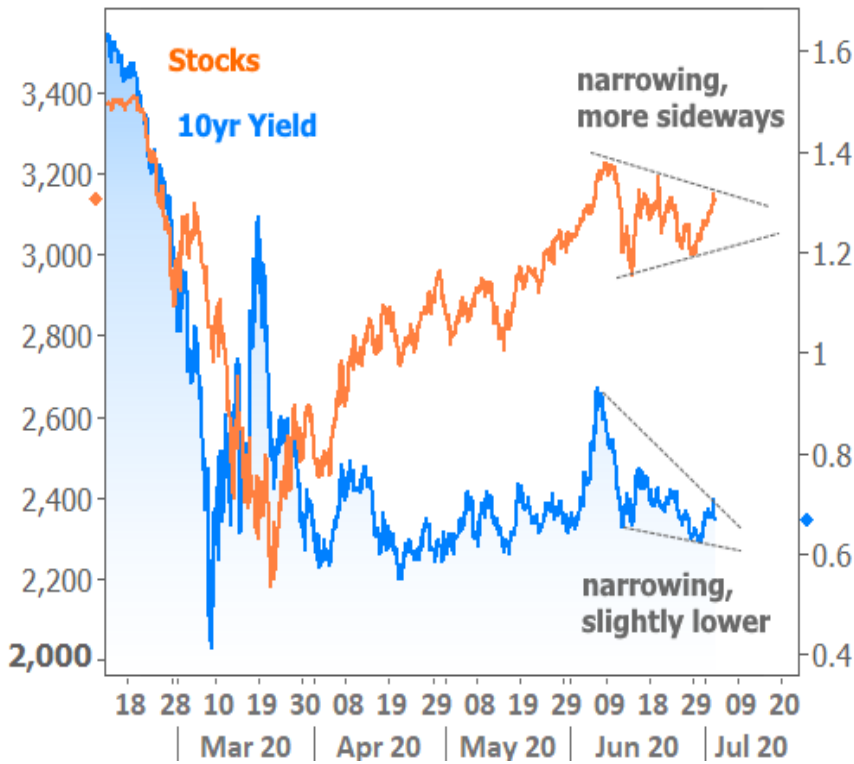
Financial markets know this. They've settled into the role of **spectators in the battle** between coronavirus numbers and economic progress. Several states have been in the spotlight recently, serving as a warning that it may not be a simple task to reopen local economies without risking an unacceptable increase in case counts.



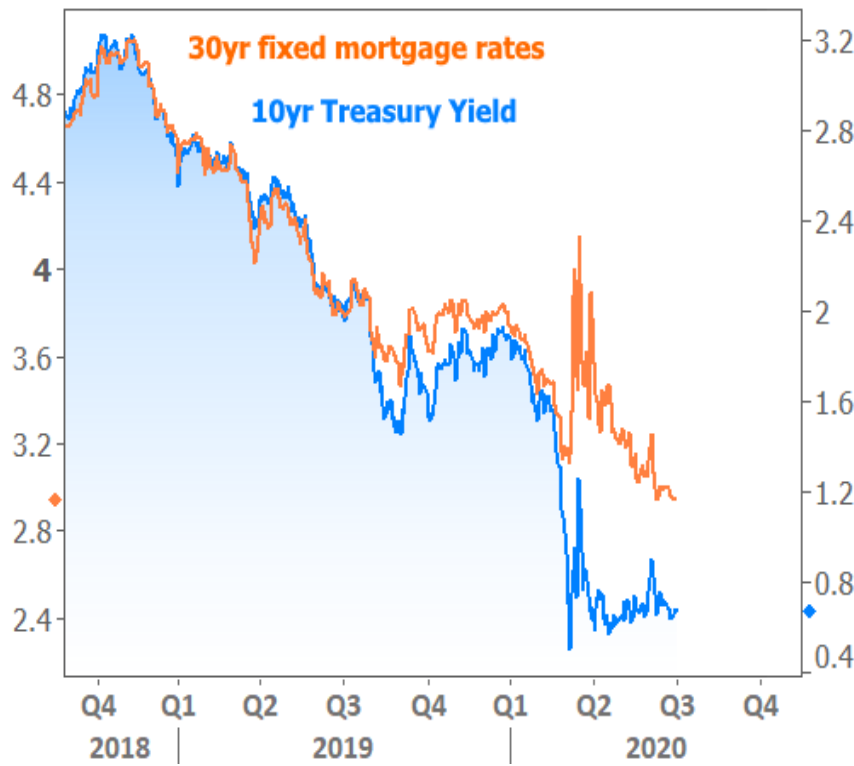
And yes, we should all be cognizant of the nuances created by **increased testing** capacity. That's why the focus has shifted from case counts to include positive test rates and hospitalizations. In some cases, increased testing explains most of the surge. But in general, the states with troubling increases in numbers are seeing hospitalizations ramp up as well.



As the correlation between economic reopening and these covid numbers came to the forefront in June, both sides of the financial market (equities/stocks and debt/bonds/rates) **halted** their prevailing momentum and circled the wagons. In other words, stocks were surging, but since early June, they've been sideways in a narrower range. The bond market is also consolidating, but with slight bias toward lower rates.

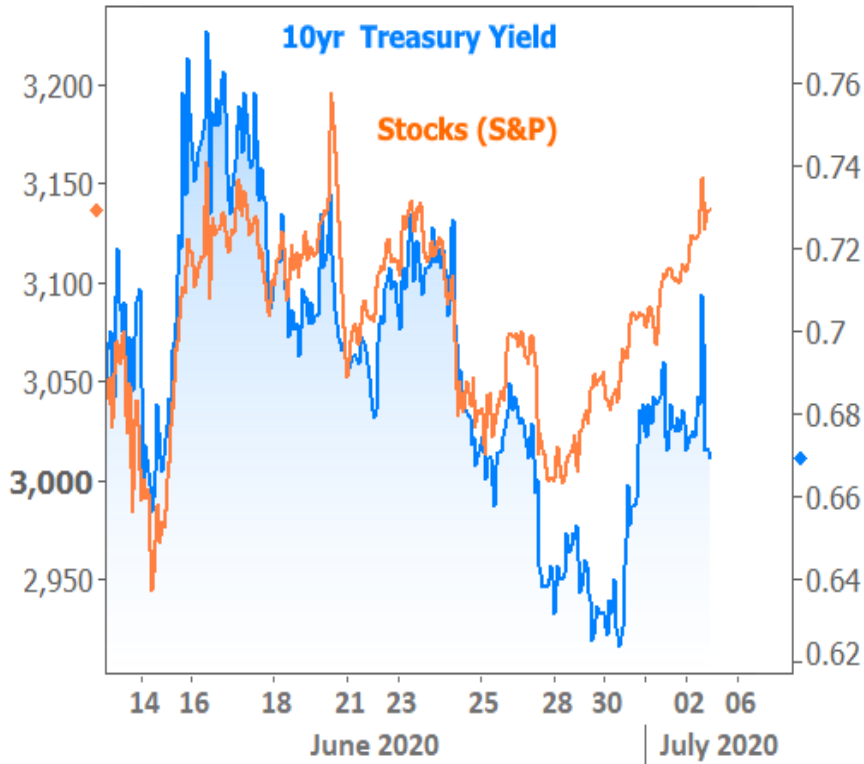


10yr Treasury yields are historically an excellent indicator for mortgage rates. They still are to some extent, but it's important to remember that mortgage rates did so much worse than Treasuries in March that they've had some **extra room to improve** recently. That's why mortgage rates were able to hit all-time lows yet again this week even as 10yr yields remain well above their recent lows.



**One word of caution** on the chart above. It may **look** like mortgage rates (orange line) are destined to rejoin the blue line, but there are several reasons that they'll have a hard time doing that. At the very least, it would take months and months. Simply put, the chart does **not** guarantee additional improvements in mortgage rates or that they would be immune to rising Treasury yields.

Financial markets closed early on Thursday in observance of Independence Day and will be **fully closed on Friday**. When trading resumes next week, we can expect stocks and bonds to continue taking cues from each other as they both watch the debate between economic performance and coronavirus numbers. The following chart shows the correlation between stocks and bonds that we tend to see on most days.



Subscribe to my newsletter online at: <http://housingne.ws/mvloans>

**Recent Economic Data**

Date	Event	Actual	Forecast	Prior
<b>Monday, Jun 29</b>				
10:00AM	May Pending Home Sales (%)	+44.3	18.9	-21.8
10:00AM	May Pending Sales Index	99.6		69.0
<b>Tuesday, Jun 30</b>				
9:00AM	Apr CaseShiller 20 yy (%)	+4.0	4.0	3.9
9:45AM	Jun Chicago PMI	36.6	45.0	32.3
10:00AM	Jun Consumer confidence	98.1	91.8	86.6
<b>Wednesday, Jul 01</b>				
7:00AM	w/e Mortgage Refinance Index	3359.2		3434.6

**Event Importance:**

- No Stars = Insignificant
- ☆ Low
- ★ Moderate
- ★★ Important
- ★★★ Very Important

Date	Event	Actual	Forecast	Prior
7:00AM	w/e MBA Purchase Index	308.7		312.7
8:15AM	Jun ADP National Employment (k)	2369	3000	-2760
10:00AM	Jun ISM Manufacturing PMI	52.6	49.5	43.1
10:00AM	May Construction spending (%)	-2.1	1.0	-2.9
<b>Thursday, Jul 02</b>				
8:30AM	Jun Non-farm payrolls (k)	4800	3000	2509
8:30AM	Jun Unemployment rate mm (%)	11.1	12.3	13.3
8:30AM	w/e Jobless Claims (k)	1427	1378	1480
8:30AM	w/e Continued jobless claims (ml)	19.290	18.950	19.522
10:00AM	May Factory orders mm (%)	8.0	8.9	-13.0
<b>Monday, Jul 06</b>				
10:00AM	Jun ISM N-Mfg PMI	57.1	50.1	45.4
10:00AM	Jun ISM N-Mfg Bus Act	66.0	49.0	41.0
<b>Wednesday, Jul 08</b>				
3:00PM	May Consumer credit (bl)	-18.28	-15.50	-68.78
<b>Thursday, Jul 09</b>				
10:00AM	May Wholesale inventories mm (%)	-1.2	-1.2	-1.2
<b>Friday, Jul 10</b>				
8:30AM	Jun Core Producer Prices YY (%)	0.1	0.4	0.3

## Who is Mid Valley Financial?

Mid Valley Financial, located in Fresno, CA, is the Central Valley's premier destination for a wide range of residential and commercial real estate loans. Our commitment to excellence has made us a trusted partner for property buyers and investors seeking tailored financial solutions.

### **\*\*Why Choose Us:\*\***

With a track record spanning back to our inception in 1985, we have established ourselves as a reliable and innovative lender. We proudly serve properties exclusively within California, having funded loans in all 58 counties of the state. Our deep-rooted experience enables us to navigate complex loan scenarios with expertise and efficiency.

### **\*\*Our Approach:\*\***

At Mid Valley Financial, we prioritize your financial goals. Whether you're a first-time homebuyer, envisioning your dream property, refinancing an existing mortgage, or looking to tap into your property's equity, our seasoned loan officers offer a wealth of knowledge and over 300 years of collective experience. We ensure that your funds are prepared when you need them, providing a smooth and swift loan process.

### **\*\*Unlocking Possibilities:\*\***

As one of California's leading direct lenders, we've streamlined the loan process, minimizing obstacles that often deter borrowers. Many of our clients receive approvals within an hour, showcasing our dedication to quick and hassle-free solutions.

### **\*\*Your Journey with Us:\*\***

Contact the MVF team today and let us put your journey to property ownership on cruise control. Our mission is to empower borrowers while fostering enduring and meaningful relationships. With highly competitive rates, a commitment to transparency, and a dedication to your financial success, Mid Valley Financial is your partner in realizing your real estate aspirations.

Mid Valley Financial 