



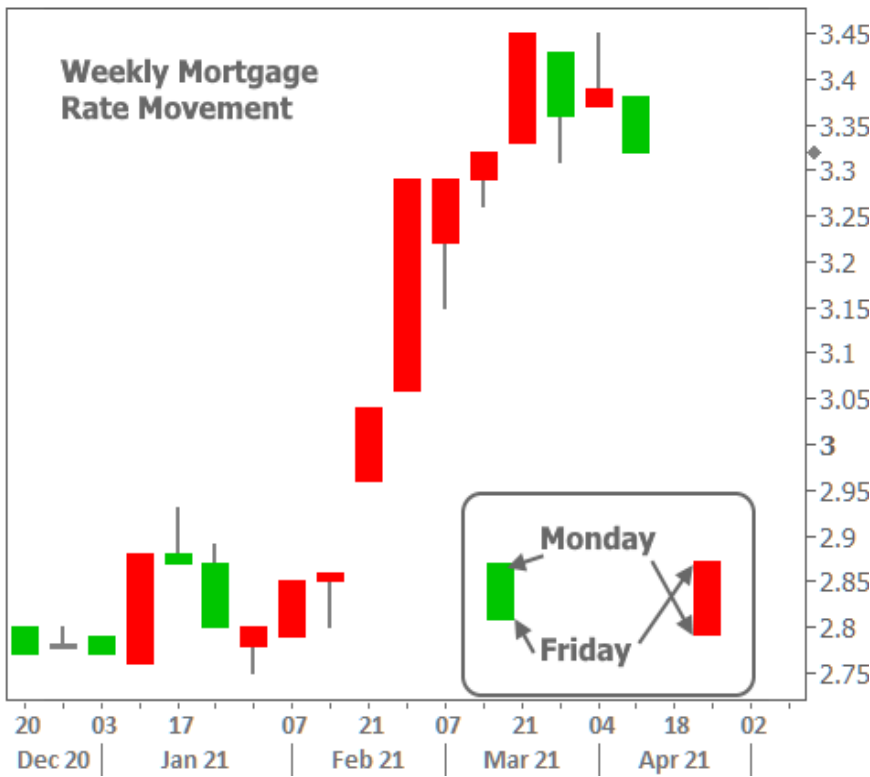
**Mid Valley Financial**

Mortgage Banker, Since 1985  
 Broker CA DRE#01206057 | NMLS ID#219418  
 7644 N. Palm Avenue Fresno, CA 93711

Office: (559) 432-8221  
 Mobile: (559) 432-8221  
 Fax: (559) 432-8298  
[info@mvloans.com](mailto:info@mvloans.com)  
[View My Website](#)

## Victory For Rates; Hope For Housing Inventory?

2021 hasn't been a great year for mortgage rates--at least not as far as their trajectory is concerned. But that **could be changing**. Even if things don't get any better from here, the past 3 weeks are collectively the best we've seen since January.



Mortgage rates are primarily driven by day-to-day movement in the bond market. There is a particularly strong correlation between 10yr Treasury yields and mortgage rates. While this definitely **wasn't** the case for much of 2020, the correlation is now generally back intact. As such, the ability of 10yr Treasury yields to remain under a ceiling of 1.75% has coincided with resilience in the mortgage market.

## National Average Mortgage Rates



	Rate	Change	Points
--	------	--------	--------

### Mortgage News Daily

30 Yr. Fixed	6.89%	0.00	0.00
15 Yr. Fixed	6.33%	+0.01	0.00
30 Yr. FHA	6.33%	+0.01	0.00
30 Yr. Jumbo	7.05%	0.00	0.00
5/1 ARM	6.58%	0.00	0.00

### Freddie Mac

30 Yr. Fixed	6.77%	-0.09	0.00
15 Yr. Fixed	6.05%	-0.11	0.00

Rates as of: 7/22

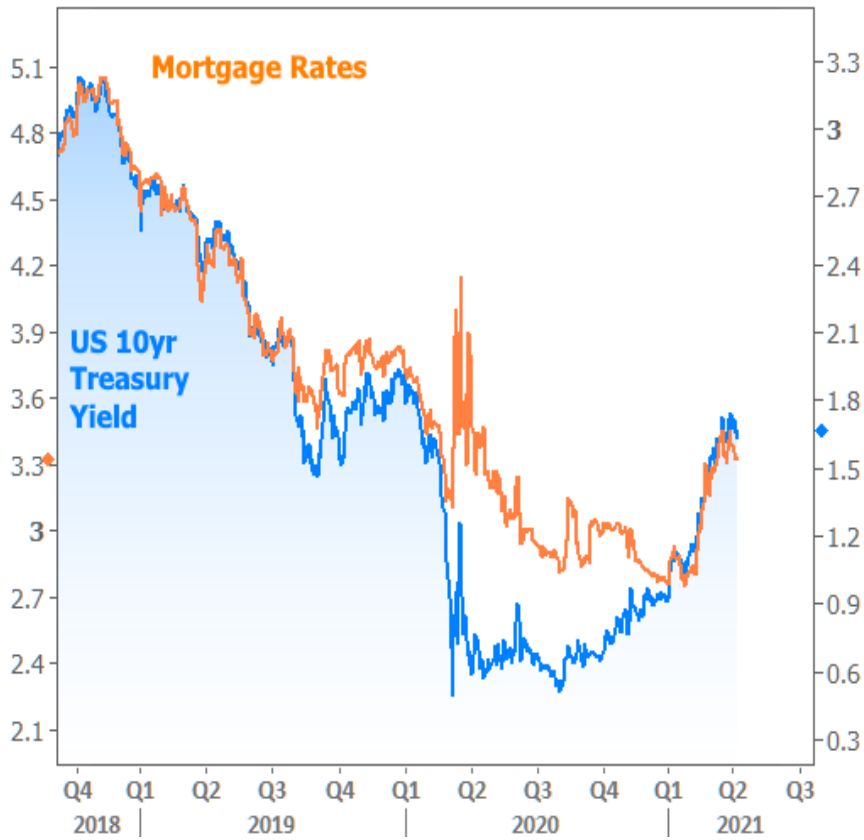
## Market Data

	Price / Yield	Change
MBS UMBS 5.5	99.39	-0.01
MBS GNMA 5.5	99.78	+0.00
10 YR Treasury	4.2423	-0.0102
30 YR Treasury	4.4608	-0.0117

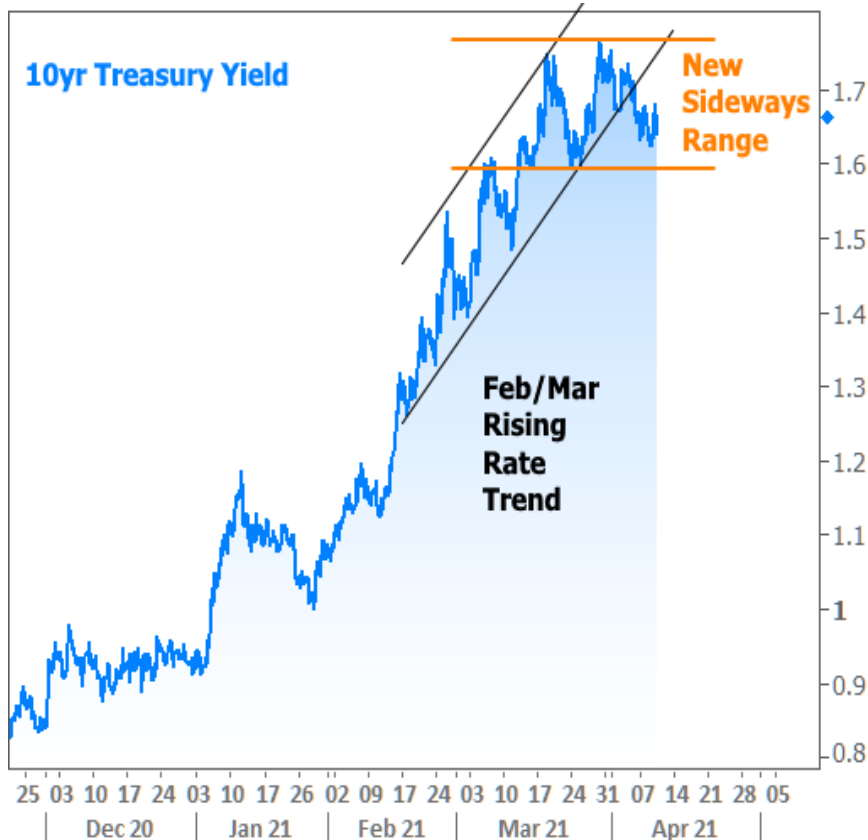
Pricing as of: 7/22 10:58PM EST

## Recent Housing Data

		Value	Change
Mortgage Apps	Jul 10	206.1	-0.19%
Building Permits	Mar	1.46M	-3.95%
Housing Starts	Mar	1.32M	-13.15%
New Home Sales	Mar	693K	+4.68%
Pending Home Sales	Feb	75.6	+1.75%
Existing Home Sales	Feb	3.97M	-0.75%
Builder Confidence	Mar	51	+6.25%



If we zoom in on the blue line, we can see 10yr yields departing their prevailing trend for 2021 and starting to move **sideways** in recent weeks.

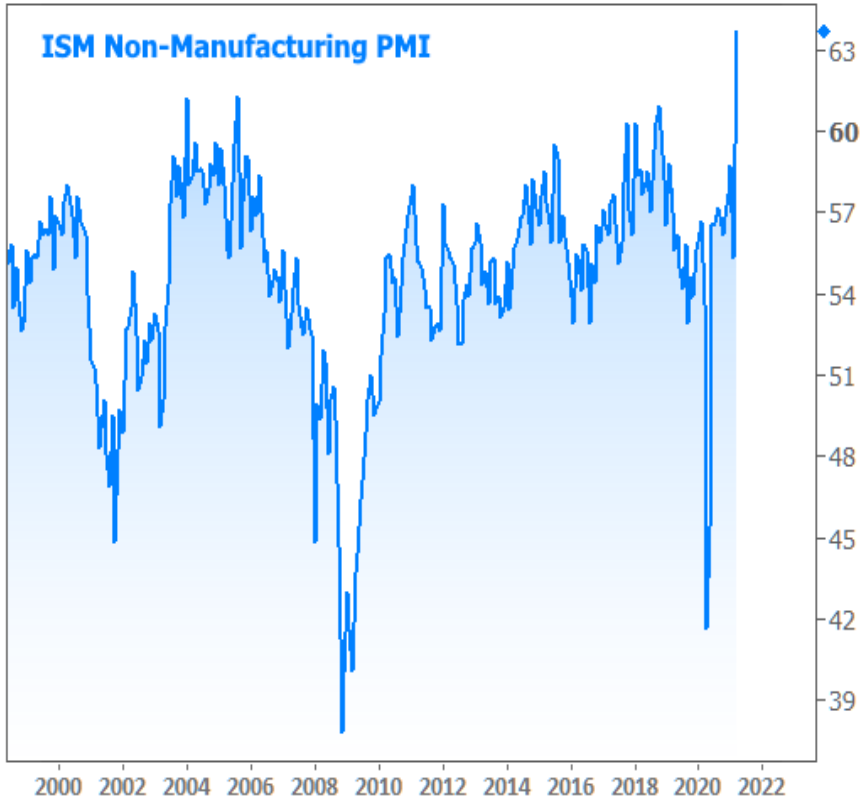


It was only a matter of time before the rate spike gave way to this sort of consolidation. The bigger question is **how long it will last** and how much lower might rates go?

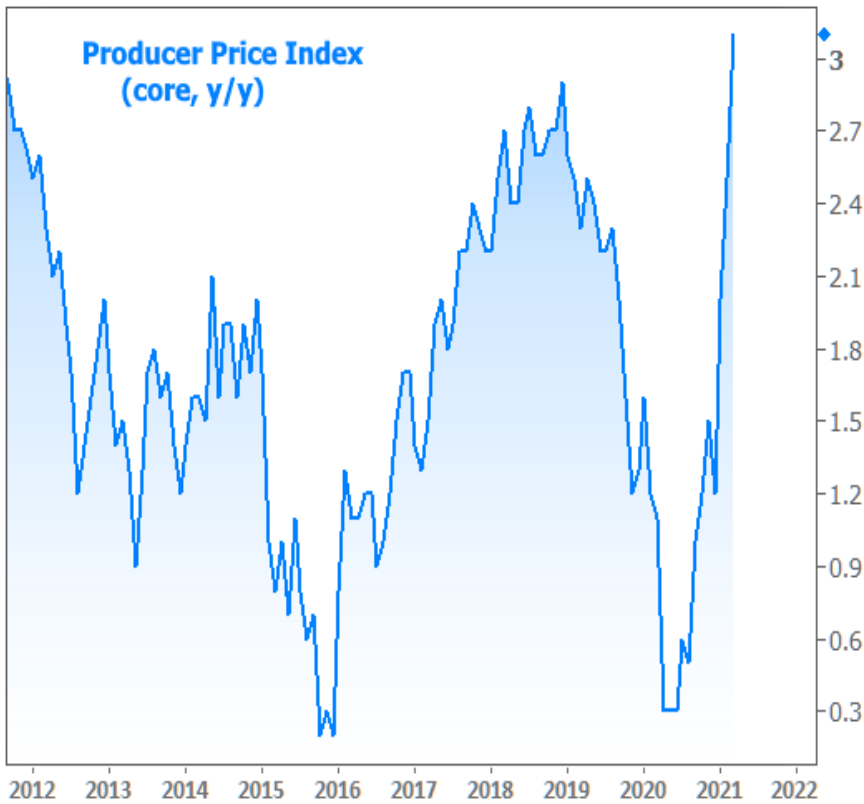
Financial markets are **always** doing their best to **predict** the answers to all those types of questions. In other words, if we knew rates would go much lower or higher with certainty, they'd already be there. Traders are waiting to see if a recent uptick in covid cases poses a material threat. New variants are of particular concern, but financial markets won't be too bothered unless numbers increase enough for more widespread lockdowns.

In general, "bad things" (more covid, weaker economy) are good for rates, but the opposite is also true (less covid and a stronger economy = higher rates). With that general truth in mind, it comes as somewhat of a **surprise** to see this week's strong economic data juxtaposed with the decent showing for rates.

Leading the charge was a key report on the services sector, the ISM Non-Manufacturing Index. Along with its twin report on the Manufacturing sector, ISM provides a timely barometer for the broad economy (we'll be waiting waiting several more weeks for the first Q1 GDP estimate). Getting to the point, this week's ISM report was quite strong--the **strongest on record**, in fact.



The Producer Price Index, which measures inflation at the wholesale level, put on a similar show.



While students of the 70s and 80s will tell you this comes **nowhere close** to a record, it's a lot higher than it was. And high inflation implies higher rates. As such, it would be fair to expect upward pressure on rates, but rates actually **FELL** on the day of the report. They did the same on the day of the strong ISM report--also a counterintuitive movement.

### What's up with that?

Remember that sentence about financial markets always trying to trade the future to the best of their ability? This is one big reason for the rate spike already seen in 2021. Markets have **expected** inflation and economic data to improve. In that sense, the strong data is really just confirmation of what was already assumed.

Rates also have considerations beyond the economic data. Covid, of course, is chief among those. If epidemiologists and traders are concerned about rising case counts (and new variants), those concerns can take center stage. After all, the course of the pandemic will ultimately have a **big say** in the trajectory of the economy.

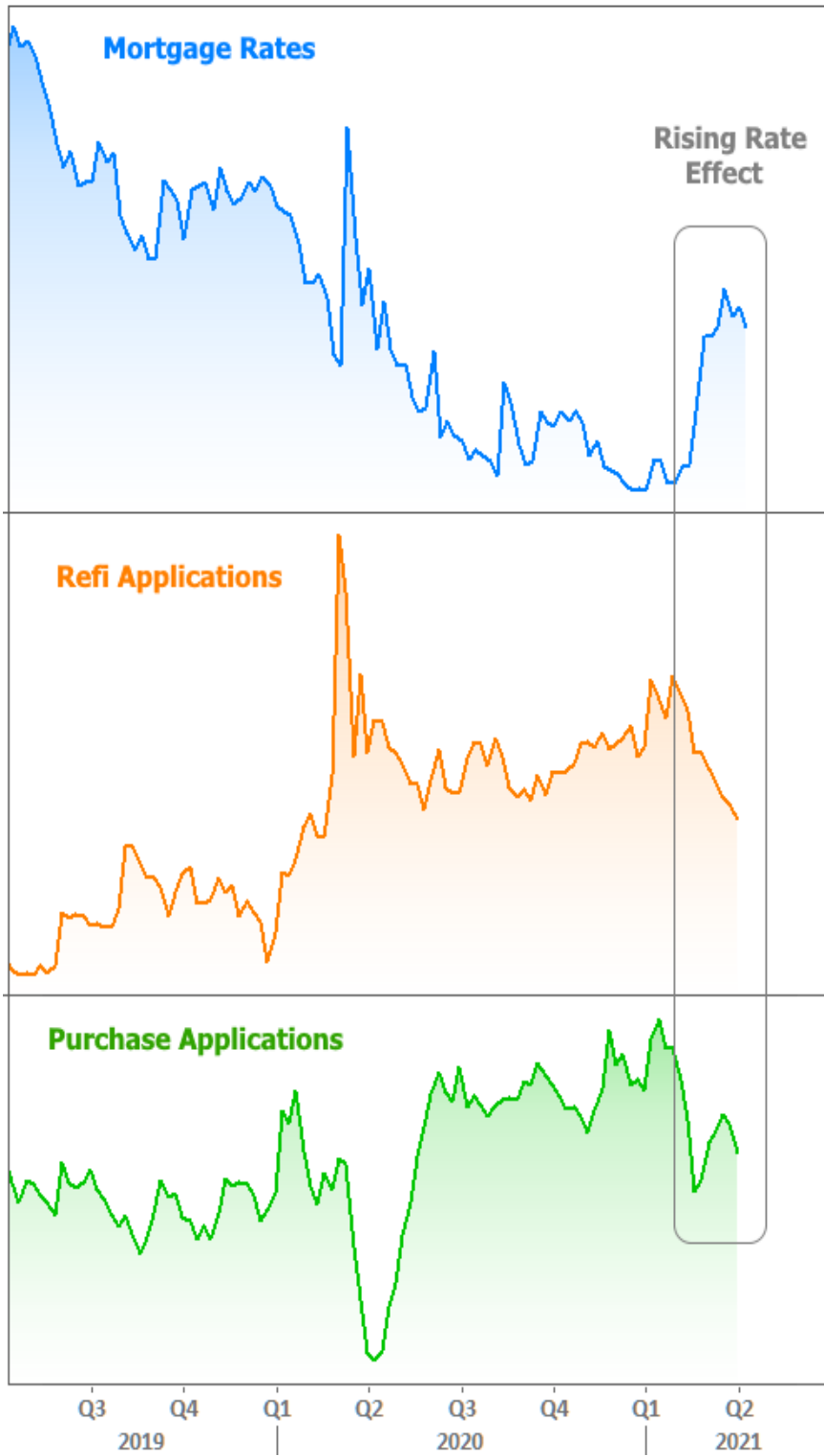
Finally, there are considerations that speak more to the nuts and bolts of the bond market, even if they can be traced back to the pandemic and the economy. Specifically, the **issuance of new Treasury debt** (which is used to pay for things like covid relief bills and other federal spending) is one of the most important components of the interest rate equation. Perhaps more than anything else, big increases in Treasury issuance have been responsible for the most obvious upticks in rates at various times over the past 5 years.

With that in mind, **anything** that suggests the government might have a harder time spending as much money as previously thought could be good for rates. West Virginia's Senator Manchin **provided exactly that** on Thursday with an op-ed that called the \$2.3 trillion infrastructure plan into question. Manchin is extremely important on this front because democrats can't pass the legislation without his vote.

Some form of the infrastructure plan will eventually pass, but if it's smaller than \$2.3 trillion or if it takes longer to happen, there are incremental benefits for the bond market due to lighter Treasury supply (i.e. downward pressure on rates, all other things being equal).

On the demand side of the equation, we'll learn more about how traders are feeling next week. Monday and Tuesday bring 3 big Treasury auctions (3 and 10yr notes on Mon and 30yr bonds on Tue). Bidding statistics are released immediately following the auctions and can have a noticeable impact on rates--occasionally **setting the tone for entire weeks** in 2021.

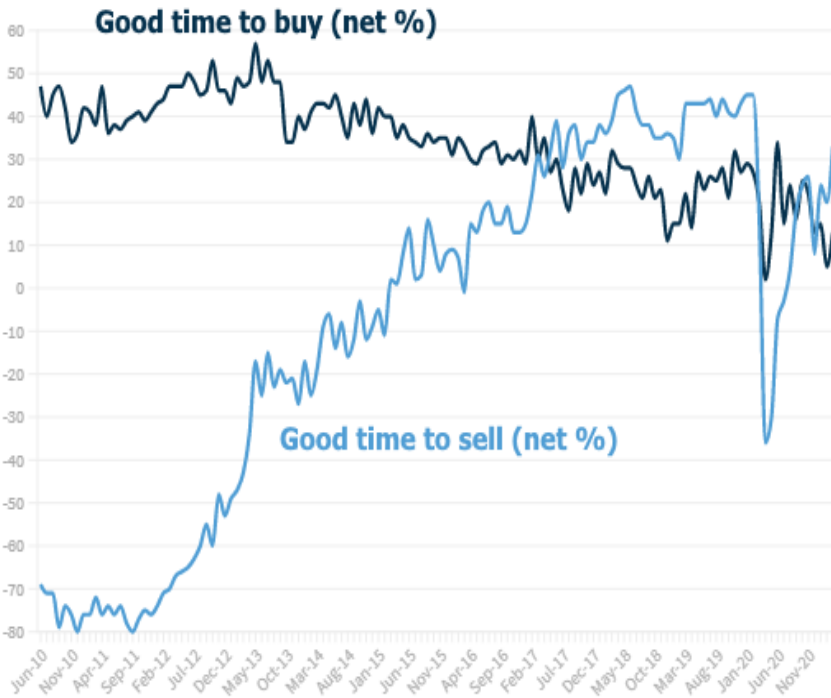
For all the focus on rates, **what's the damage?** We looked at that in terms of sales and prices **last week**, so let's look at mortgage applications this week. There's no question that apps are down due to the rate spike.



But if we zoom out, we can see that current levels are still **well above** those seen in 2019. In fact, you'd have to go **all the way back** to early 2013 to see more refinance demand and **more than a decade** to see higher purchase demand, and that's with the lowest inventory levels on record. Purchase applications would likely be significantly higher if inventory were anywhere close to pre-pandemic levels.



The inventory situation could improve if Fannie Mae's Housing Survey is any indication. The number of respondents who said it was a "good time to sell" surged to the highest level since before the pandemic.



Subscribe to my newsletter online at: <http://housingne.ws/mvloans>

Recent Economic Data

Date	Event	Actual	Forecast	Prior
<b>Monday, Apr 05</b>				
10:00AM	Mar ISM N-Mfg PMI	63.7	59.0	55.3
10:00AM	Feb Factory orders mm (%)	-0.8	-0.5	2.6
<b>Wednesday, Apr 07</b>				
7:00AM	w/e MBA Purchase Index	283.6		297.3
7:00AM	w/e MBA Refi Index	3068.8		3242.1
8:30AM	Feb International trade mm \$ (bl)	-71.1	-70.5	-68.2
3:00PM	Feb Consumer credit (bl)	+27.58	5.00	-1.31
<b>Thursday, Apr 08</b>				
8:30AM	w/e Jobless Claims (k)	744	700	719
<b>Friday, Apr 09</b>				
8:30AM	Mar Producer Prices (%)	1.0	0.5	0.5
8:30AM	Mar Core Producer Prices YY (%)	3.1	2.7	2.5
10:00AM	Feb Wholesale sales mm (%)	-0.8	1.4	4.9
10:00AM	Feb Wholesale inventories mm (%)	0.6	0.5	0.5
<b>Monday, Apr 12</b>				
11:30AM	3-Yr Note Auction (bl)	58		

Event Importance:

- No Stars = Insignificant
- ☆ Low
- ★ Moderate
- ★★ Important
- ★★★ Very Important



Date	Event	Actual	Forecast	Prior
1:00PM	10-yr Note Auction (bl)	38		
<b>Tuesday, Apr 13</b>				
8:30AM	Mar Core CPI (Annual) (%)	1.6	1.5	1.3
1:00PM	30-Yr Bond Auction (bl)	24		
<b>Wednesday, Apr 14</b>				
7:00AM	w/e MBA Purchase Index	279.5		283.6
7:00AM	w/e MBA Refi Index	2916.7		3068.8
8:30AM	Mar Import prices mm (%)	1.2	1.0	1.3
8:30AM	Mar Export prices mm (%)	2.1	1.0	1.6
<b>Thursday, Apr 15</b>				
8:30AM	Apr Philly Fed Business Index	50.2	42.0	51.8
8:30AM	Mar Retail Sales (%)	9.8	5.9	-3.0
8:30AM	Apr NY Fed Manufacturing	26.30	20.00	17.40
9:15AM	Mar Industrial Production (%)	1.4	2.8	-2.2
10:00AM	Feb Business Inventories (%)	0.5	0.5	0.3
10:00AM	Apr NAHB housing market indx	83	83	82
<b>Friday, Apr 16</b>				
8:30AM	Mar House starts mm: change (%)	19.4		-10.3
8:30AM	Mar Building permits: number (ml)	1.766	1.750	1.720
8:30AM	Mar Housing starts number mm (ml)	1.739	1.617	1.421
8:30AM	Mar Build permits: change mm (%)	2.7		-8.8
10:00AM	Apr 5yr Inflation Outlook (%)	2.7		2.7
10:00AM	Apr Consumer Sentiment	86.5	89.6	84.9
10:00AM	Apr 1yr Inflation Outlook (%)	3.7		3.1

## Who is Mid Valley Financial?

Mid Valley Financial, located in Fresno, CA, is the Central Valley's premier destination for a wide range of residential and commercial real estate loans. Our commitment to excellence has made us a trusted partner for property buyers and investors seeking tailored financial solutions.

### **\*\*Why Choose Us:\*\***

With a track record spanning back to our inception in 1985, we have established ourselves as a reliable and innovative lender. We proudly serve properties exclusively within California, having funded loans in all 58 counties of the state. Our deep-rooted experience enables us to navigate complex loan scenarios with expertise and efficiency.

### **\*\*Our Approach:\*\***

At Mid Valley Financial, we prioritize your financial goals. Whether you're a first-time homebuyer, envisioning your dream property, refinancing an existing mortgage, or looking to tap into your property's equity, our seasoned loan officers offer a wealth of knowledge and over 300 years of collective experience. We ensure that your funds are prepared when you need them, providing a smooth and swift loan process.

### **\*\*Unlocking Possibilities:\*\***

As one of California's leading direct lenders, we've streamlined the loan process, minimizing obstacles that often deter borrowers. Many of our clients receive approvals within an hour, showcasing our dedication to quick and hassle-free solutions.

### **\*\*Your Journey with Us:\*\***

Contact the MVF team today and let us put your journey to property ownership on cruise control. Our mission is to empower borrowers while fostering enduring and meaningful relationships. With highly competitive rates, a commitment to transparency, and a dedication to your financial success, Mid Valley Financial is your partner in realizing your real estate aspirations.

Mid Valley Financial 