



**Mid Valley Financial**

Mortgage Banker, Since 1985  
 Broker CA DRE#01206057 | NMLS ID#219418  
 7644 N. Palm Avenue Fresno, CA 93711

Office: (559) 432-8221  
 Mobile: (559) 432-8221  
 Fax: (559) 432-8298  
[info@mvloans.com](mailto:info@mvloans.com)  
[View My Website](#)

## Making Sense of This Week's Fed Drama

The Fed released a new scheduled policy announcement this week as well as updated economic projections. Relative chaos ensued. Let's talk about **why** and what it means going forward.

### Background on Fed Funds Rate and Mortgage Rates

There's a fairly prevalent **misconception** that the Fed sets/changes mortgage rates directly. That's really only true for HELOCs (home equity lines of credit, which are often based on a rate that's based on the Fed Funds Rate).

The Fed does not set/change mortgage rates, even though things that happen on "Fed Day" can have a big impact. The rate the Fed changes is the **Fed Funds Rate**, which is a target that big banks use in determining the rates they charge each other for overnight loans.

This rate is important. Even though banks have lots of money, depending on the day's operations, they may need an overnight loan to meet demands on their cash. Some banks have more than enough cash for the day's operations and are thus able to lend that money to the other banks who need cash to balance the day's books.

The Fed Funds Rate thus becomes a key input for the flow of money. It also becomes the **anchor** for all longer term rates. Those rates can vary quite a bit as the time frames get longer. For instance, the yield (another word for "rate") on 30yr Treasury bonds can be vastly different from the Fed Funds Rate. Conversely, 2yr Treasury note yields are usually much closer to the Fed Funds rate because "2 years" is much closer to "overnight."

This spectrum of different rates for different periods of time is known as the yield curve, and it looks like this right now:

## National Average Mortgage Rates



	Rate	Change	Points
--	------	--------	--------

### Mortgage News Daily

30 Yr. Fixed	6.89%	0.00	0.00
15 Yr. Fixed	6.33%	+0.01	0.00
30 Yr. FHA	6.33%	+0.01	0.00
30 Yr. Jumbo	7.05%	0.00	0.00
5/1 ARM	6.58%	0.00	0.00

### Freddie Mac

30 Yr. Fixed	6.77%	-0.09	0.00
15 Yr. Fixed	6.05%	-0.11	0.00

Rates as of: 7/22

## Market Data

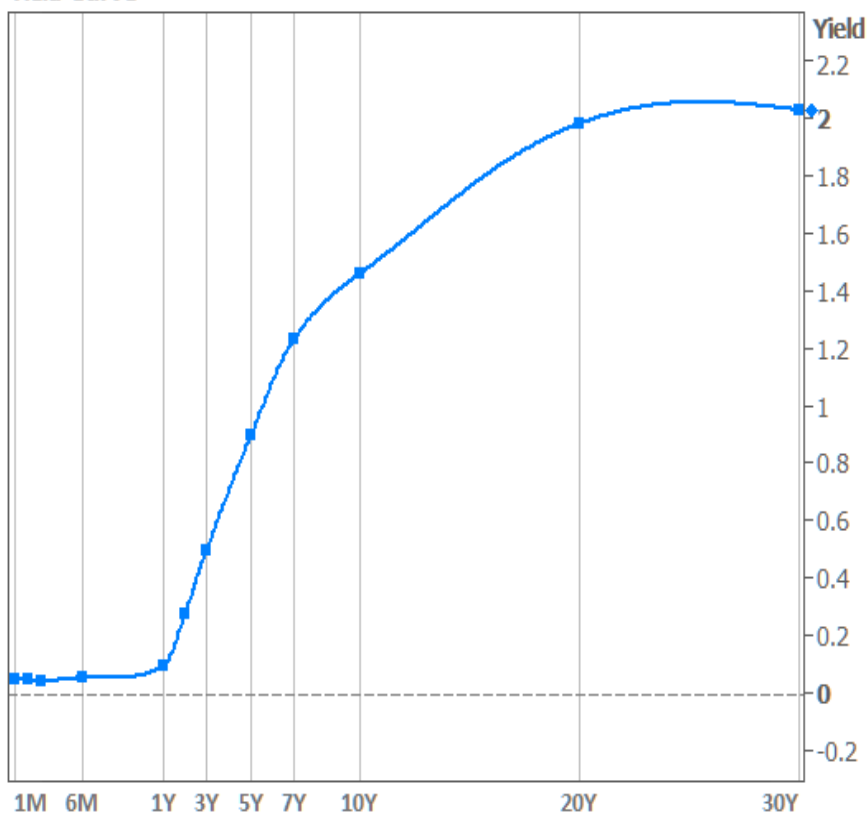
	Price / Yield	Change
MBS UMBS 5.5	99.39	-0.01
MBS GNMA 5.5	99.78	+0.00
10 YR Treasury	4.2427	-0.0098
30 YR Treasury	4.4626	-0.0099

Pricing as of: 7/22 9:03PM EST

## Recent Housing Data

		Value	Change
Mortgage Apps	Jul 10	206.1	-0.19%
Building Permits	Mar	1.46M	-3.95%
Housing Starts	Mar	1.32M	-13.15%
New Home Sales	Mar	693K	+4.68%
Pending Home Sales	Feb	75.6	+1.75%
Existing Home Sales	Feb	3.97M	-0.75%
Builder Confidence	Mar	51	+6.25%

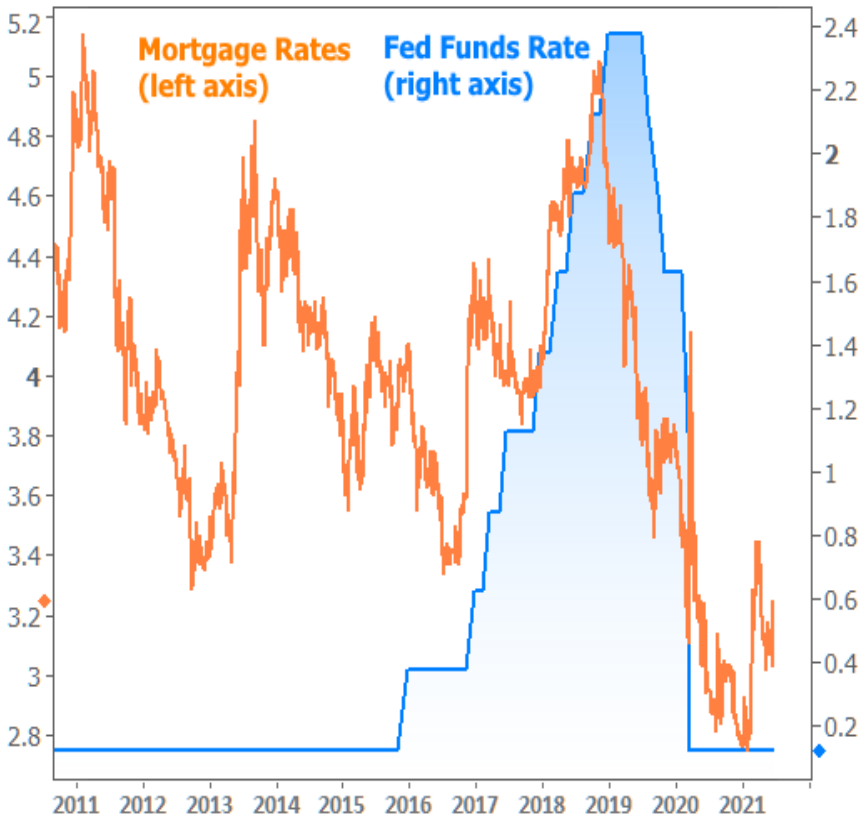
Yield Curve



The yield curve is very flat up to the 1yr mark because no one expects the Fed to even **consider** hiking the Fed Funds Rate before then. Rates are higher for longer time frames because investors generally expect higher returns if they're loaning their money for longer periods of time. There are also many other considerations that go into setting longer-term rates, **especially** mortgage rates. The Fed Funds Rate simply provides a starting point for those other considerations, which is why we see correlation in the biggest of pictures:



But for all practical purposes, that correlation is **irrelevant** over the few weeks/months that someone is typically in the market for a mortgage rate.

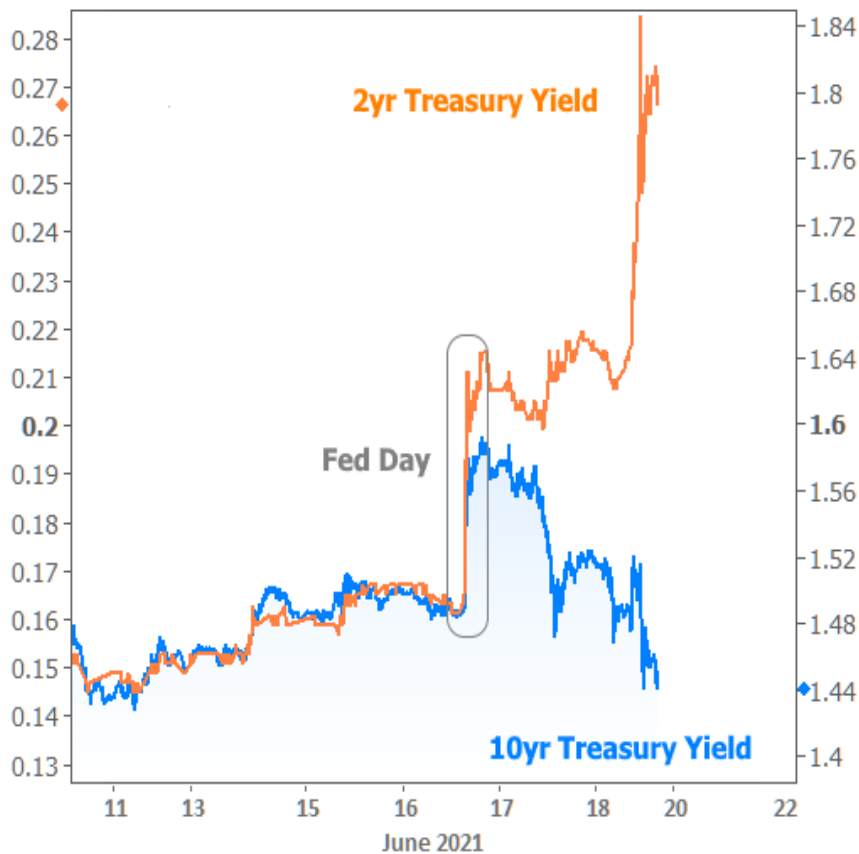


Still, a quick change in Fed Funds Rate expectations can reverberate through the yield curve, and that's what we saw this week.

### So What Exactly Happened This Week?

In short, the Fed released updated economic projections, which allow each member to forecast Fed Funds Rate levels in coming years. By the Fed's own admission, this is a **highly imperfect** tool and one that almost always misses the mark significantly. Nonetheless, markets tend to react to the "dots" (a reference to the dot plot on which the rate forecasts are presented).

The new installment of the dots shows the median Fed member now thinks the Fed Funds Rate will be **0.5% higher** by the end of 2023 than they did in the last set of forecasts (in March). Remember, the Fed's rate has more of a bearing on shorter-term rates with diminishing returns for longer time frames. With that in mind, here's what happened in 2yr Treasury yields versus 10yr Treasuries.



In other words, although longer-term rates had a **token reaction** to the dots, it was truly all about the implications for the **short** end of the yield curve. That's why 10yr yields were able to move back down by the end of the week while 2yr yields continued to panic.

The average 30yr fixed mortgage tends to last between 5 and 10 years. It's only something that can be estimated at the time a mortgage bond is created, but in any event, 10yrs would be very high for such estimates. As such, mortgage rates didn't recover as well as 10yr Treasury yields (because, again, the **longer-lasting bonds did better** after the Fed).

The mortgage market is **also concerned** over recent Fed comments about its bond buying programs (the Fed currently buys 2 main types of bonds: US Treasuries and Mortgage-Backed Securities or MBS). Some Fed speakers have suggested that, when it comes time to decrease their bond buying, they may chop the throttle on MBS more quickly than on Treasuries. Lower buying demand from the Fed means MBS prices would fall and rates would rise.

All told, mortgage rates jumped fairly quickly to the highest levels in 2 months--a fact that lies in stark contrast to many of this week's mortgage rate articles. Those articles invariably cite Freddie Mac's weekly rate survey (which is occasionally and **unintentionally misleading**). [This should clear things up.](#)

### What's Next?

Longer-term rates have shown a **tremendous** amount of resilience in a year that could have easily seen them move much higher. The year is not over though. The resilience could merely exist inside the "intermission" that we've discussed in previous newsletters. Nothing has been written in stone yet. Rates could indeed move higher by the end of the year if the economic data evolves in a way to justify that.

Between now and then, markets will do their best to get inside the Fed's head. Nonfarm Payrolls (via the big jobs report) in early July and various inflation-related reports will provide key opportunities to do that. Volatility can spike for other reasons, but **unless** the economy completely falters or surges, it's hard to make a case for an extreme move in either direction at this point. Volatility is more likely to play out within the confines of a broader rate range.

Subscribe to my newsletter online at: <http://housingne.ws/mvloans>

### Recent Economic Data

Date	Event	Actual	Forecast	Prior
<b>Tuesday, Jun 15</b>				
8:30AM	May Core Producer Prices YY (%)	4.8	4.8	4.1
8:30AM	May Core Producer Prices MM (%)	0.7	0.5	0.7
8:30AM	May Producer Prices (%)	0.8	0.6	0.6
8:30AM	May Retail Sales (%)	-1.3	-0.8	0.0
8:30AM	Jun NY Fed Manufacturing	17.40	23.00	24.30
9:15AM	May Industrial Production (%)	0.8	0.6	0.7
10:00AM	Jun NAHB housing market indx	81	83	83
10:00AM	Apr Business Inventories (%)	-0.2	-0.1	0.3
<b>Wednesday, Jun 16</b>				
7:00AM	w/e MBA Purchase Index	266.3		262.1
7:00AM	w/e MBA Refi Index	3026.6		2869.2
8:30AM	May House starts mm: change (%)	3.6		-9.5
8:30AM	May Export prices mm (%)	2.2	0.8	0.8
8:30AM	May Import prices mm (%)	1.1	0.8	0.7
8:30AM	May Housing starts number mm (ml)	1.572	1.630	1.569
8:30AM	May Build permits: change mm (%)	-3.0		-1.3
8:30AM	May Building permits: number (ml)	1.681	1.730	1.733
2:00PM	N/A FOMC rate decision (%)	0.125	0.125	0.125
2:30PM	Powell Press Conference			

### Event Importance:

No Stars = Insignificant

☆ Low

★ Moderate

★★ Important

★★★ Very Important

Date	Event	Actual	Forecast	Prior
<b>Thursday, Jun 17</b>				
8:30AM	Jun Philly Fed Business Index	30.7	31.0	31.5
8:30AM	w/e Jobless Claims (k)	412	380	376
8:30AM	w/e Continued Claims (ml)	3.518	3.458	3.499
10:00AM	May Leading index chg mm (%)	+1.3	1.3	1.6
<b>Tuesday, Jun 22</b>				
10:00AM	May Existing home sales (ml)	5.80	5.72	5.85
10:00AM	May Exist. home sales % chg (%)	-0.9	2.0	-2.7
<b>Wednesday, Jun 23</b>				
7:00AM	MBA Purchase Index	268.0		266.3
7:00AM	MBA Refi Index	3110.3		3026.6
9:45AM	Jun Markit Composite PMI	63.9		68.7
10:00AM	May New Home Sales (ml)	0.769	0.870	0.863
10:00AM	May New Home Sales (%) (%)	-5.9		-5.9
1:00PM	5-Yr Note Auction (bl)	61		
<b>Thursday, Jun 24</b>				
8:30AM	Q1 GDP Final (%)	6.4	6.4	6.4
8:30AM	May Core CapEx (%)	-0.1	0.6	2.2
8:30AM	May Durable goods (%)	2.3	2.8	-1.3
1:00PM	7-Yr Note Auction (bl)	62		
<b>Friday, Jun 25</b>				
8:30AM	May Core PCE Inflation (y/y) (%)	3.4	3.4	3.1
10:00AM	Jun Sentiment: 5y Inflation (%)	2.8		2.8
10:00AM	Jun Sentiment: 1y Inflation (%)	4.2		4.0
10:00AM	Jun Consumer Sentiment (ip)	85.5	86.5	86.4

## Who is Mid Valley Financial?

Mid Valley Financial, located in Fresno, CA, is the Central Valley's premier destination for a wide range of residential and commercial real estate loans. Our commitment to excellence has made us a trusted partner for property buyers and investors seeking tailored financial solutions.

### **\*\*Why Choose Us:\*\***

With a track record spanning back to our inception in 1985, we have established ourselves as a reliable and innovative lender. We proudly serve properties exclusively within California, having funded loans in all 58 counties of the state. Our deep-rooted experience enables us to navigate complex loan scenarios with expertise and efficiency.

### **\*\*Our Approach:\*\***

At Mid Valley Financial, we prioritize your financial goals. Whether you're a first-time homebuyer, envisioning your dream property, refinancing an existing mortgage, or looking to tap into your property's equity, our seasoned loan officers offer a wealth of knowledge and over 300 years of collective experience. We ensure that your funds are prepared when you need them, providing a smooth and swift loan process.

### **\*\*Unlocking Possibilities:\*\***

As one of California's leading direct lenders, we've streamlined the loan process, minimizing obstacles that often deter borrowers. Many of our clients receive approvals within an hour, showcasing our dedication to quick and hassle-free solutions.

### **\*\*Your Journey with Us:\*\***

Contact the MVF team today and let us put your journey to property ownership on cruise control. Our mission is to empower borrowers while fostering enduring and meaningful relationships. With highly competitive rates, a commitment to transparency, and a dedication to your financial success, Mid Valley Financial is your partner in realizing your real estate aspirations.

Mid Valley Financial 