



**Mid Valley Financial**

Mortgage Banker, Since 1985  
 Broker CA DRE#01206057 | NMLS ID#219418  
 7644 N. Palm Avenue Fresno, CA 93711

Office: (559) 432-8221  
 Mobile: (559) 432-8221  
 Fax: (559) 432-8298  
[info@mvloans.com](mailto:info@mvloans.com)  
[View My Website](#)

## Why Did Rates Completely Ignore This Week's Bad News?

This week, the Fed announced a reduction in its bond buying. In separate news, the big jobs report was much stronger than expected. Both of these events should have pushed rates higher. So why didn't they?

Let's start with the Fed and its bond buying adventures (also known as QE or "quantitative easing"). The following chart of 10yr Treasury yields (a broad benchmark for "rates") shows the paradoxical reactions to the Fed's previous decisions to stop buying bonds.



In other words, we knew a paradoxical reaction was a **possibility**, even though past precedent is never a guarantee. Beyond that, we also knew that rates were moving higher in anticipation of the Fed's eventual exit. In fact, by last week, they'd already covered as much ground as they did in 2013.

## National Average Mortgage Rates



	Rate	Change	Points
--	------	--------	--------

### Mortgage News Daily

30 Yr. Fixed	6.89%	0.00	0.00
15 Yr. Fixed	6.33%	+0.01	0.00
30 Yr. FHA	6.33%	+0.01	0.00
30 Yr. Jumbo	7.05%	0.00	0.00
5/1 ARM	6.58%	0.00	0.00

### Freddie Mac

30 Yr. Fixed	6.77%	-0.09	0.00
15 Yr. Fixed	6.05%	-0.11	0.00

Rates as of: 7/22

### Market Data

	Price / Yield	Change
MBS UMBS 5.5	99.39	-0.01
MBS GNMA 5.5	99.78	+0.00
10 YR Treasury	4.2204	-0.0175
30 YR Treasury	4.4259	-0.0209

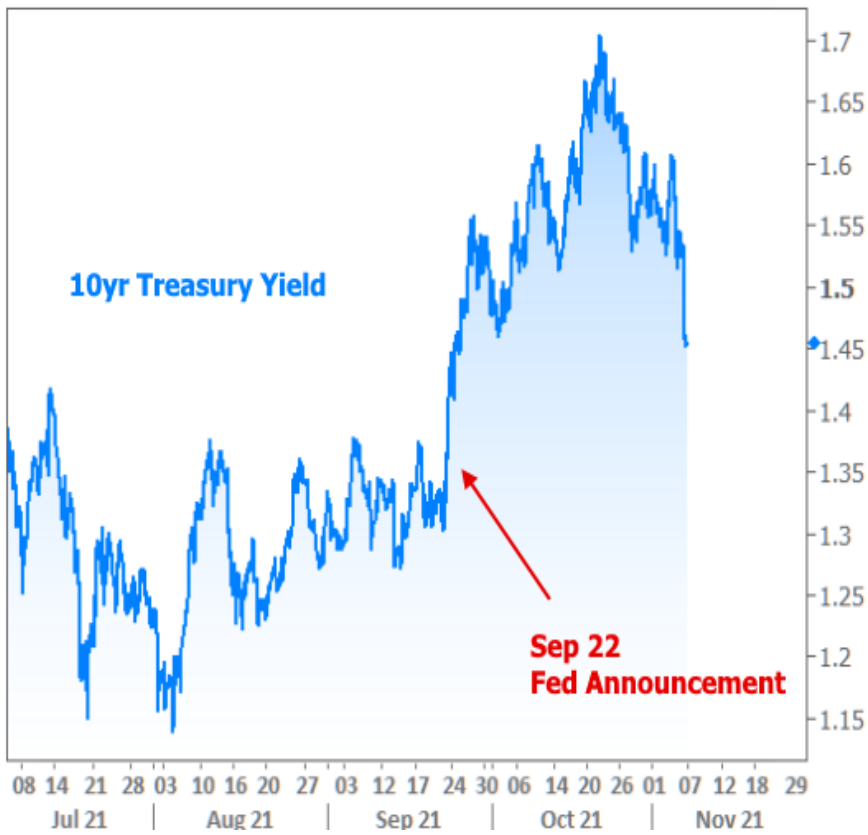
Pricing as of: 7/22 5:59PM EST

### Recent Housing Data

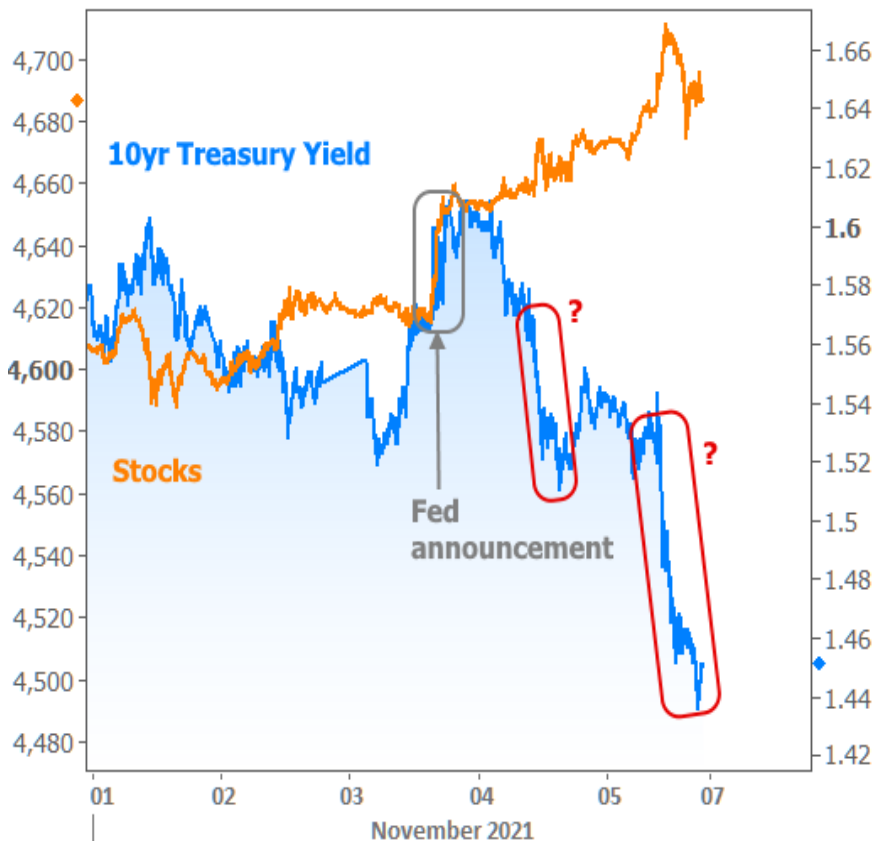
		Value	Change
Mortgage Apps	Jul 10	206.1	-0.19%
Building Permits	Mar	1.46M	-3.95%
Housing Starts	Mar	1.32M	-13.15%
New Home Sales	Mar	693K	+4.68%
Pending Home Sales	Feb	75.6	+1.75%
Existing Home Sales	Feb	3.97M	-0.75%
Builder Confidence	Mar	51	+6.25%



All that to say the reaction to the Fed announcement has arguably been in the works for more than a year. In that sense, it definitely **did** push rates higher, but far in advance. September 22nd offered the most recent example when the Fed most overtly telegraphed the contents of this week's announcement.



Incidentally, the bond market's first reaction to this week's tapering announcement was also to move slightly higher in rate. The recovery didn't happen until the following day. So what caused that drop in yields? And how about the even more puzzling drop the next morning after the strong jobs report (both "drops" seen in the red highlighted areas below)?

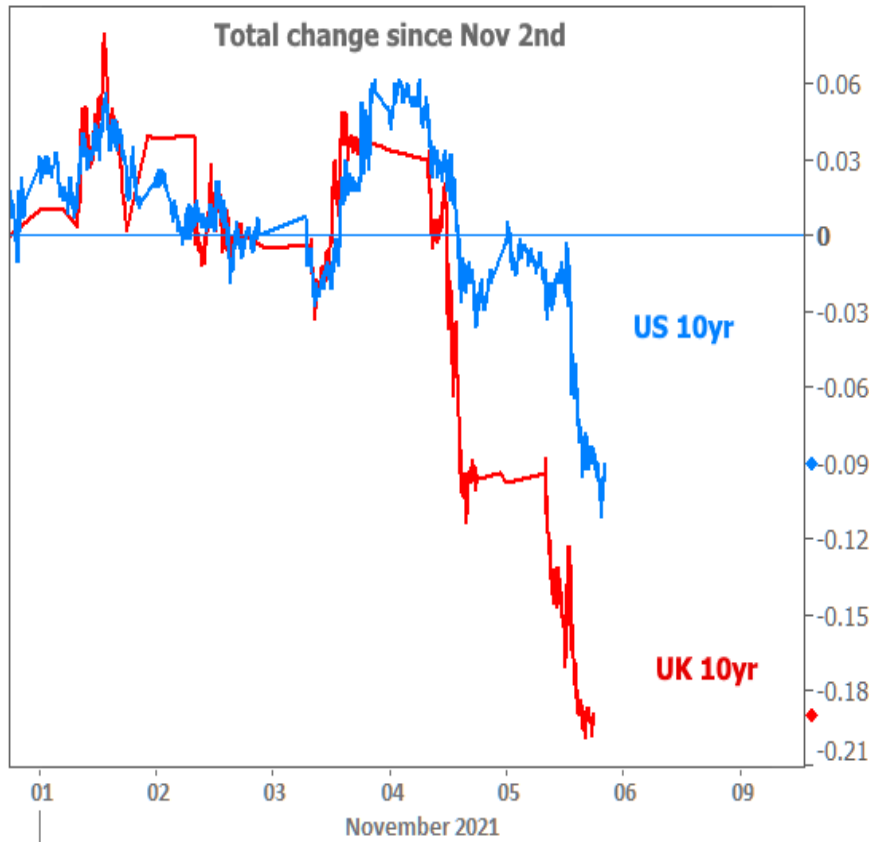


These sorts of pops and drops rarely boil down to only one root cause. Some traders aren't even taking such timely events into consideration. But if we had to pick **only one** leading suspect--the unexpected catalyst for most of the other drama--it would be the Bank of England (BOE).

The BOE?! **Does that even matter** to rates in the US?

Yes, in fact there's a strong correlation between bond yields in the US and Europe. Each will take turns providing inspiration for the other. The correlations are especially noticeable when one of the major central banks sparks a big move in the respective country's sovereign debt yields.

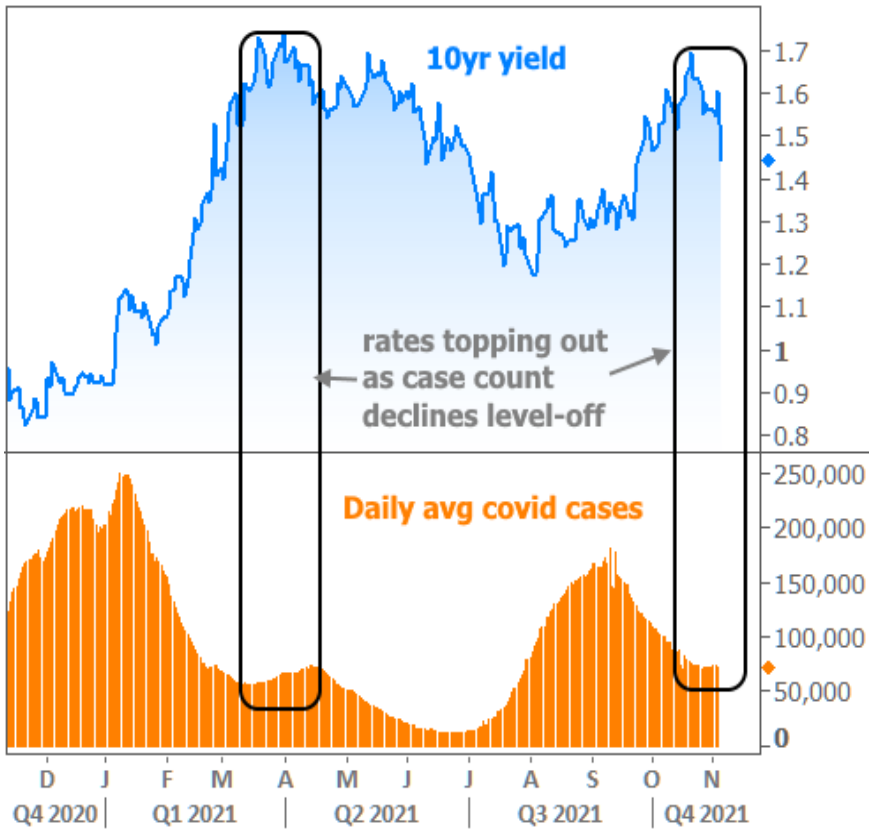
In other words, if the BOE does something to make British bonds drop precipitously, that will almost always result in at least **some** downward pressure on US bond yields. With that in mind, let's look at another version of the chart above. This time, we'll examine the outright change in US 10yr yields since Tuesday, and compare that to the outright change in British 10yr yields.



If anything, the US bond market was trying to **resist** the pull of the British bond market on Thursday. When the assault continued on Friday, it forced traders to close (or "cover") bets on higher yields (aka "short positions"). The result is known as a "short squeeze," and its momentum is only limited by the amount of short positions in the market (and there were a ton of them).

**Bottom line:** a surprisingly bond-friendly series of events in the UK spilled over to put downward pressure on US yields. US traders weren't prepared for yields to move as low as they did and thus were forced to capitulate by buying more bonds (which pushes yields even lower) in order to close their short positions. Lastly, if we had any doubts about the British inspiration, we can simply observe the red line dropping more than twice as much as the blue line since Tuesday.

In the much bigger picture, we can also keep an eye out for shifts in the relationship between covid and the market. To some extent, we're seeing a similar pattern play out to the one earlier in 2021 when case counts stopped declining and rates stopped rising.



How did all of the above translate to mortgage rates? The bonds that underlie mortgage rates won't ever move as much as Treasuries when the key catalyst is overseas bond drama, but they still had a great week. Lenders were increasingly willing to pass along the bond market gains in the form of lower mortgage rates. By Friday afternoon, the average lender had shaved off around 0.125% from this week's 30yr fixed offerings.

Subscribe to my newsletter online at: <http://housingne.ws/mvloans>

Recent Economic Data

Date	Event	Actual	Forecast	Prior
<b>Monday, Nov 01</b>				
10:00AM	Oct ISM Manufacturing PMI	60.8	60.5	61.1
<b>Wednesday, Nov 03</b>				
7:00AM	w/e MBA Purchase Index	271.1		275.6
7:00AM	w/e MBA Refi Index	2645.0		2763.8
8:15AM	Oct ADP National Employment (k)	571	400	568
10:00AM	Sep Factory orders mm (%)	0.2	0.0	1.2
10:00AM	Oct ISM N-Mfg PMI	66.7	62.0	61.9
2:00PM	N/A FOMC rate decision (%)	0 - 0.25	0.125	0.125
2:30PM	Powell Press Conference			
<b>Thursday, Nov 04</b>				
8:30AM	w/e Jobless Claims (k)	269	275	281

Event Importance:

- No Stars = Insignificant
- ☆ Low
- ★ Moderate
- ★★ Important
- ★★★ Very Important

Date	Event	Actual	Forecast	Prior
<b>Friday, Nov 05</b>				
8:30AM	Oct Non-farm payrolls (k)	531	450	194
8:30AM	Oct Unemployment rate mm (%)	4.6	4.7	4.8
<b>Monday, Nov 08</b>				
1:00PM	3-Yr Note Auction (bl)	56		
<b>Tuesday, Nov 09</b>				
8:30AM	Oct Core Producer Prices YY (%)	6.8	6.8	6.8
<b>Wednesday, Nov 10</b>				
8:30AM	Oct Core CPI (Annual) (%)	4.6	4.3	4.0
8:30AM	Oct Consumer Price Index (CPI) (%)	0.9	0.6	0.4
10:00AM	Sep Wholesale inventories mm (%)	1.4	1.1	1.1
<b>Friday, Nov 12</b>				
10:00AM	Nov Consumer Sentiment	66.8	72.4	71.7
<b>Wednesday, Jan 12</b>				
1:00PM	10-yr Note Auction (bl)	36		
<b>Thursday, Jan 13</b>				
1:00PM	30-Yr Bond Auction (bl)	22		

## Who is Mid Valley Financial?

Mid Valley Financial, located in Fresno, CA, is the Central Valley's premier destination for a wide range of residential and commercial real estate loans. Our commitment to excellence has made us a trusted partner for property buyers and investors seeking tailored financial solutions.

### **\*\*Why Choose Us:\*\***

With a track record spanning back to our inception in 1985, we have established ourselves as a reliable and innovative lender. We proudly serve properties exclusively within California, having funded loans in all 58 counties of the state. Our deep-rooted experience enables us to navigate complex loan scenarios with expertise and efficiency.

### **\*\*Our Approach:\*\***

At Mid Valley Financial, we prioritize your financial goals. Whether you're a first-time homebuyer, envisioning your dream property, refinancing an existing mortgage, or looking to tap into your property's equity, our seasoned loan officers offer a wealth of knowledge and over 300 years of collective experience. We ensure that your funds are prepared when you need them, providing a smooth and swift loan process.

### **\*\*Unlocking Possibilities:\*\***

As one of California's leading direct lenders, we've streamlined the loan process, minimizing obstacles that often deter borrowers. Many of our clients receive approvals within an hour, showcasing our dedication to quick and hassle-free solutions.

### **\*\*Your Journey with Us:\*\***

Contact the MVF team today and let us put your journey to property ownership on cruise control. Our mission is to empower borrowers while fostering enduring and meaningful relationships. With highly competitive rates, a commitment to transparency, and a dedication to your financial success, Mid Valley Financial is your partner in realizing your real estate aspirations.

Mid Valley Financial 