



Mid Valley Financial

Mortgage Banker, Since 1985

Broker CA DRE#01206057 | NMLS ID#219418

7644 N. Palm Avenue Fresno, CA 93711

Office: (559) 432-8221

Mobile: (559) 432-8221

Fax: (559) 432-8298

info@mvloans.com

[View My Website](#)

Putting Home Sales Slowdown in Perspective

Both New and Existing Home Sales came in lower than expected this week. Taken together with last week's big drop in Housing Starts, this raises obvious questions about the housing market. **How much should you worry?**

Incidentally, I posed the **same question** in last week's newsletter. You can revisit it with [this link](#) or simply read on. The answer is the same, and for mostly the same reasons, but we'll explore it a bit further this time.

Again, the short answer is "no." And again, the long answer requires some more explanation.

If, for instance, your hopes and dreams rely on home sales continuing to rise without pausing, you may indeed have something to worry about. For everyone else, all we're seeing so far is a fairly normal **cooling-off** period.

This can be seen in the following chart with Existing Home Sales settling into a sideways pattern. Incidentally, this means we're sideways at the **strongest levels** ever seen in this data apart from the run up to the housing bubble. With that in mind, some "normal cooling" might not be a bad thing.

National Average Mortgage Rates



	Rate	Change	Points
--	------	--------	--------

Mortgage News Daily

30 Yr. Fixed	6.89%	0.00	0.00
15 Yr. Fixed	6.33%	+0.01	0.00
30 Yr. FHA	6.33%	+0.01	0.00
30 Yr. Jumbo	7.05%	0.00	0.00
5/1 ARM	6.58%	0.00	0.00

Freddie Mac

30 Yr. Fixed	6.77%	-0.09	0.00
15 Yr. Fixed	6.05%	-0.11	0.00

Rates as of: 7/22

Market Data

	Price / Yield	Change
MBS UMBS 5.5	99.39	-0.01
MBS GNMA 5.5	99.78	+0.00
10 YR Treasury	4.2310	-0.0215
30 YR Treasury	4.4486	-0.0239

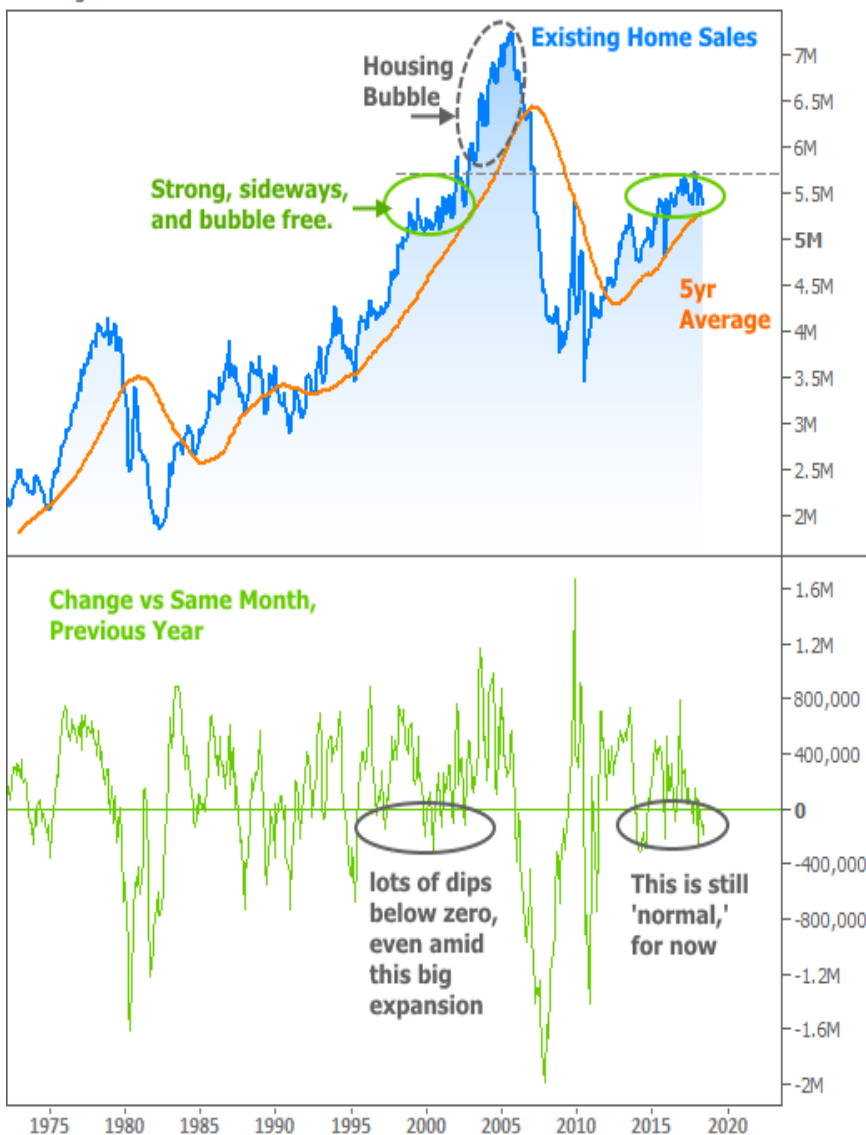
Pricing as of: 7/23 7:06AM EST

Recent Housing Data

		Value	Change
Mortgage Apps	Jul 10	206.1	-0.19%
Building Permits	Mar	1.46M	-3.95%
Housing Starts	Mar	1.32M	-13.15%
New Home Sales	Mar	693K	+4.68%
Pending Home Sales	Feb	75.6	+1.75%
Existing Home Sales	Feb	3.97M	-0.75%
Builder Confidence	Mar	51	+6.25%

US Housing Market Weekly

Existing Home Sales



Whereas it might require a deep breath and some perspective to feel optimistic about existing sales, **New Home Sales** are still very clearly in a linear uptrend. They just happen to be experiencing a move lower **INSIDE** that trend--one that they've seen at least 4 times in the past 5 years. In fact, the periodic corrections of the past few years are clearly milder than those seen during the previous expansion (as seen at the bottom of the following chart).

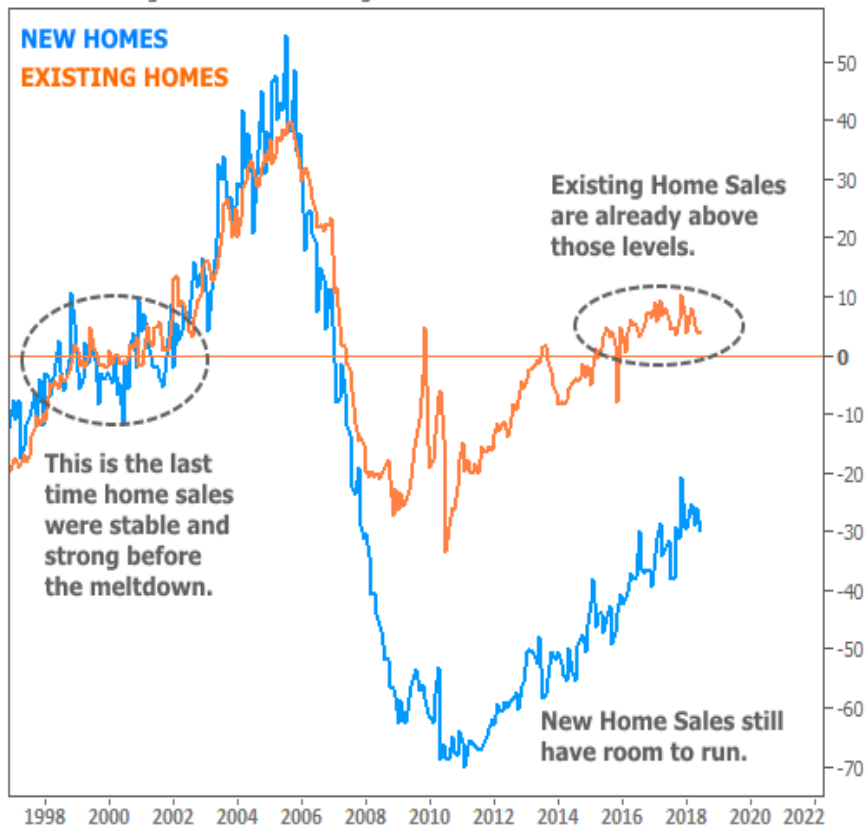
US Housing Market Weekly

New Home Sales



It makes sense that New Home Sales are **outperforming**. Relative to that strong, stable baseline from 1998-2002, they've lost much more ground than existing sales and they haven't recovered as quickly. The following chart shows the percent change in sales from the 1998-2002 time frame. Notice that existing sales have been above the baseline for several years. Like we discussed last week, there are much worse places to be leveling-off.

New vs Existing Home Sales % Change



So, does all of the above mean everything's fine and there's no reason to worry?

It's rarely a good idea to think about the future market outlook with such certainty. What we can be certain of is that there's no obvious reason to be **alarmed** by currently available data (especially the New Home Sales data).

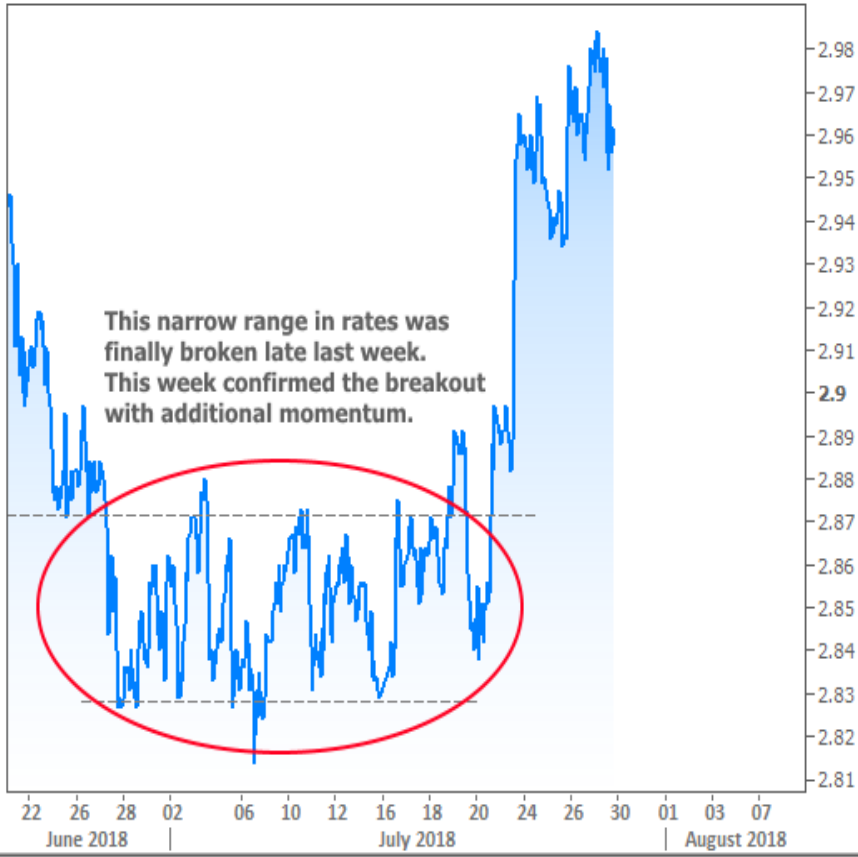
Yes, sales have declined in recent months, and Existing Sales are clearly in a sideways pattern. But then we might ask ourselves if we'd really want to see Existing Sales continuing to push the pace if that increased the risk of a sharper correction in housing. If we **don't** dip too far below current levels, it'll be something that **almost everyone** can live with and it will set a stronger foundation for future improvement.

Of course future potential can always be derailed by unforeseen shocks, and market participants tend to worry more about that when certain headwinds start piling up. One of the current headwinds is the **recent rise in rates**.

As of last week, rates were **just beginning** to inch higher from a very narrow range (roughly 2.82-2.90% in terms of 10yr Treasury yields). This week essentially confirmed that breakout with yields getting close to 3%. Conforming mortgage rates experienced a similar move higher for most lenders.

US Housing Market Weekly

US 10yr Treasury Yield



US 10yr Treasury Yield



Next week brings an incredibly active calendar of economic data and events. If you had to name the 2 biggest calendar events for interest rates over the years, Fed Announcements and Nonfarm Payrolls (NFP) data would be at the top of the list. We get both next week as well as a slew of other data. On a housing-specific note, Monday's Pending Home Sales data will give us an idea of what to expect from next month's Existing Sales numbers.

Subscribe to my newsletter online at: <http://housingne.ws/mvloans>

Who is Mid Valley Financial?

Mid Valley Financial, located in Fresno, CA, is the Central Valley's premier destination for a wide range of residential and commercial real estate loans. Our commitment to excellence has made us a trusted partner for property buyers and investors seeking tailored financial solutions.

****Why Choose Us:****

With a track record spanning back to our inception in 1985, we have established ourselves as a reliable and innovative lender. We proudly serve properties exclusively within California, having funded loans in all 58 counties of the state. Our deep-rooted experience enables us to navigate complex loan scenarios with expertise and efficiency.

****Our Approach:****

At Mid Valley Financial, we prioritize your financial goals. Whether you're a first-time homebuyer, envisioning your dream property, refinancing an existing mortgage, or looking to tap into your property's equity, our seasoned loan officers offer a wealth of knowledge and over 300 years of collective experience. We ensure that your funds are prepared when you need them, providing a smooth and swift loan process.

****Unlocking Possibilities:****

As one of California's leading direct lenders, we've streamlined the loan process, minimizing obstacles that often deter borrowers. Many of our clients receive approvals within an hour, showcasing our dedication to quick and hassle-free solutions.

****Your Journey with Us:****

Contact the MVF team today and let us put your journey to property ownership on cruise control. Our mission is to empower borrowers while fostering enduring and meaningful relationships. With highly competitive rates, a commitment to transparency, and a dedication to your financial success, Mid Valley Financial is your partner in realizing your real estate aspirations.

Mid Valley Financial 