



**Mid Valley Financial**

Mortgage Banker, Since 1985  
 Broker CA DRE#01206057 | NMLS ID#219418  
 7644 N. Palm Avenue Fresno, CA 93711

Office: (559) 432-8221  
 Mobile: (559) 432-8221  
 Fax: (559) 432-8298  
[info@mvloans.com](mailto:info@mvloans.com)  
[View My Website](#)

## Senate Fires Back at House Tax Bill--What it Means For Housing And Rates

Last week was dominated by the release and parsing of the GOP tax bill in the House. This week the Senate fired back with its own bill. Stocks and bonds both lost ground in response, but is the tax bill the only scapegoat? Is it even the most important scapegoat?

Spoiler alert: no! Especially with respect to rates, the tax headlines were **not** the first thing on the mind of bond traders as they pushed interest rates to 2-week highs. We'll address those less overt considerations, but first let's bring ourselves up to speed on the new tax bill.

The Senate bill shares several substantial similarities to the House bill, but two key differences concern the housing market:

### Property Taxes

- **House:** homeowners can deduct up to \$10k
- **Senate:** no property tax deduction

### Mortgage Interest

- **House:** homeowners can deduct interest on up to \$500k of mortgage debt
- **Senate:** Leaves current deduction limit of up to \$1m of mortgage debt

At first glance, the Senate's version might **seem** better for housing because it retains the mortgage interest deduction (neither version retains HELOC deductions). But the more important issue is the elimination of other deductions that would normally tip the scales for some taxpayers in favor of itemizing.

Combine that with an increase in the standard deduction (similar to the House version) and the net effect on housing is similar for both versions of the bill for **one simple reason:** most taxpayers who were itemizing will instead take the standard deduction.

Among those who continue to itemize, the Senate bill would provide a **slight** edge for homeowners with mortgages closer to \$1 million while the House version would be more meaningful for homeowners with loan balances closer to the \$500k mark because it retains the \$10k property tax deduction. The National Association of Realtors issued an official form letter decrying the perils of the House bill. Preliminary comments from NAR

## National Average Mortgage Rates



	Rate	Change	Points
--	------	--------	--------

### Mortgage News Daily

30 Yr. Fixed	6.89%	0.00	0.00
15 Yr. Fixed	6.33%	+0.01	0.00
30 Yr. FHA	6.33%	+0.01	0.00
30 Yr. Jumbo	7.05%	0.00	0.00
5/1 ARM	6.58%	0.00	0.00

### Freddie Mac

30 Yr. Fixed	6.77%	-0.09	0.00
15 Yr. Fixed	6.05%	-0.11	0.00

Rates as of: 7/22

## Market Data

	Price / Yield	Change
MBS UMBS 5.5	99.49	+0.10
MBS GNMA 5.5	99.90	+0.12
10 YR Treasury	4.2325	-0.0200
30 YR Treasury	4.4542	-0.0183

Pricing as of: 7/23 9:02AM EST

## Recent Housing Data

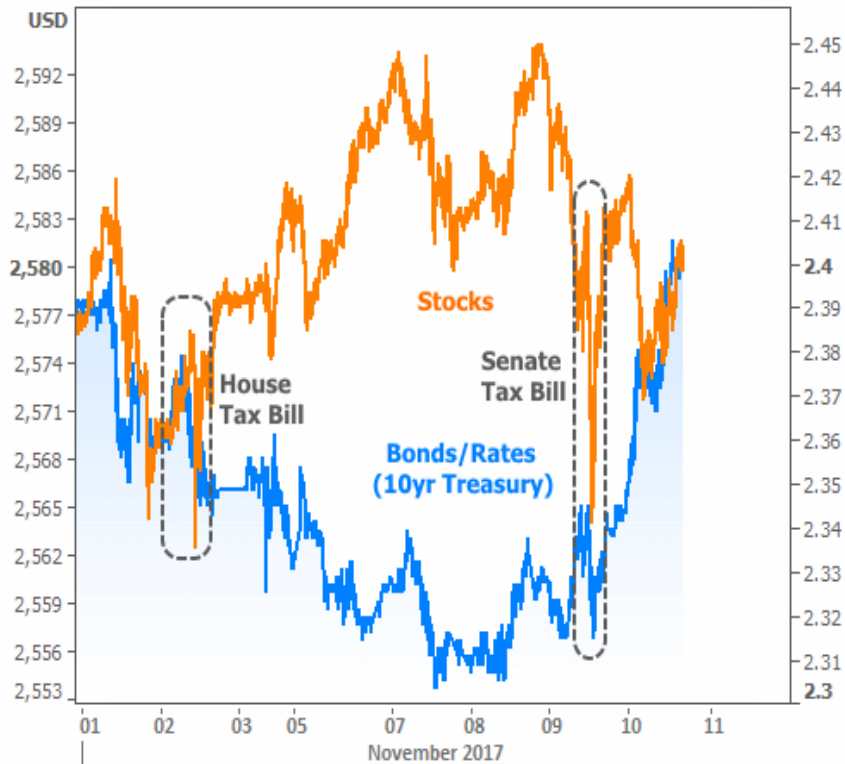
		Value	Change
Mortgage Apps	Jul 10	206.1	-0.19%
Building Permits	Mar	1.46M	-3.95%
Housing Starts	Mar	1.32M	-13.15%
New Home Sales	Mar	693K	+4.68%
Pending Home Sales	Feb	75.6	+1.75%
Existing Home Sales	Feb	3.97M	-0.75%
Builder Confidence	Mar	51	+6.25%

President Elizabeth Mendenhall suggest a similar stance on the Senate version.

The NAR sees the House bill causing home values to "**plunge in excess of 10 percent.**" That's a dramatic claim indeed considering the NAR previously suggested the bill would deter existing homeowners from abandoning mortgages with grandfathered tax deductions, thus further constricting supply--a frequently cited source of pressure toward higher prices.

Brainteasers aside, this week's measurable drama centered on a **spike in interest rates**. Given the proximity to the tax plan announcement, it's fair to wonder if there was some connection. It even looked like the **House** tax bill pushed stocks higher and rates lower while the **Senate** tax bill had the opposite effect.

Stocks vs Bonds

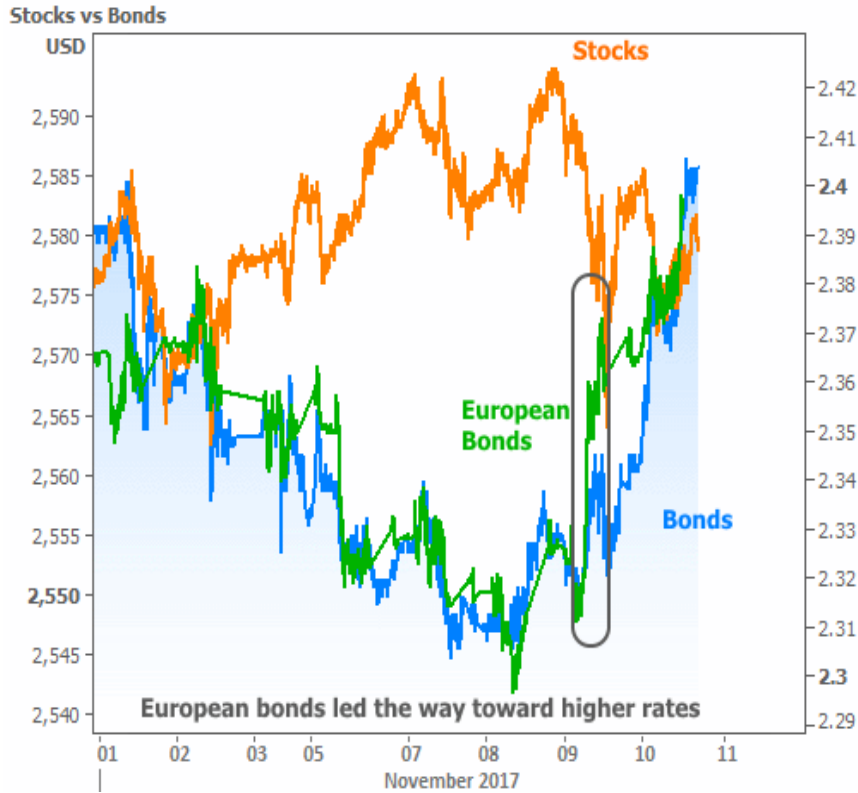


But we'll have to dig deeper to get to the bottom of the volatility--at least for bonds and rates. Fortunately, there are **other explanations** that fit even better than the tax bill.

**The first** has to do with European bond markets. The European Central Bank (ECB), recently announced its own version of the sort of tapering (a gradual decrease in bond buying) that the Fed announced in late 2013. Both central banks opted for 9-10 month sunsets on bond purchases. Investors are wondering if the ECB will stick to its gameplan or if they'd be open to extending bond purchases if officials deemed it necessary.

We heard from two ECB officials this week who made a case for sticking to the gameplan. The less likely the ECB is to resume buying bonds in the future, the more upward pressure it puts on interest rates.

European interest rate movement definitely has an effect on rates in the US (and vice versa). With that in mind, a case could easily be made for European rates leading the way higher for US rates with the latter **pausing for half a day** (notice the blue line doesn't immediately follow the green line higher) to digest the Senate's tax plan news. Here's the same chart from above, but with European bonds added into the mix.

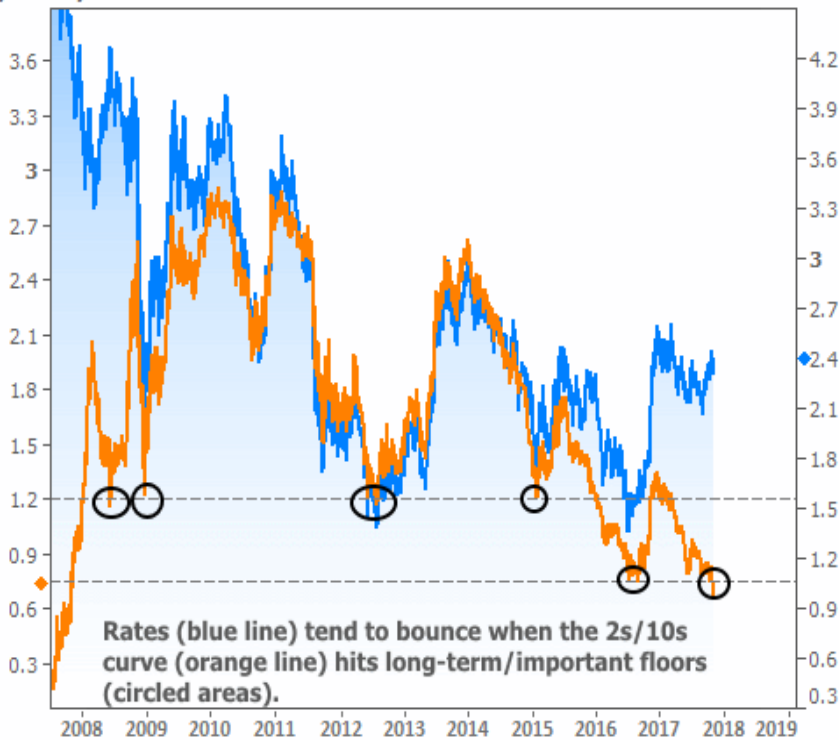


The final consideration is **almost** too esoteric to mention, but it is important to bond markets (which dictate rates) at the moment. It has to do with the **yield curve**--the spread between longer and shorter term Treasury yields.

The quintessential poster child for the yield curve is the spread between 2yr and 10yr Treasury yields (aka 2s/10s curve). The following chart plots that spread against regular old 10yr Treasury yields (which tend to move in a similar manner to mortgage rates).

The point is that the yield curve has plunged to its **lowest** levels (narrowest gap between 2 and 10yr yields) since **before** the Financial Crisis, and when the curve hits historically low levels, it can prompt a bounce in longer-term rates.

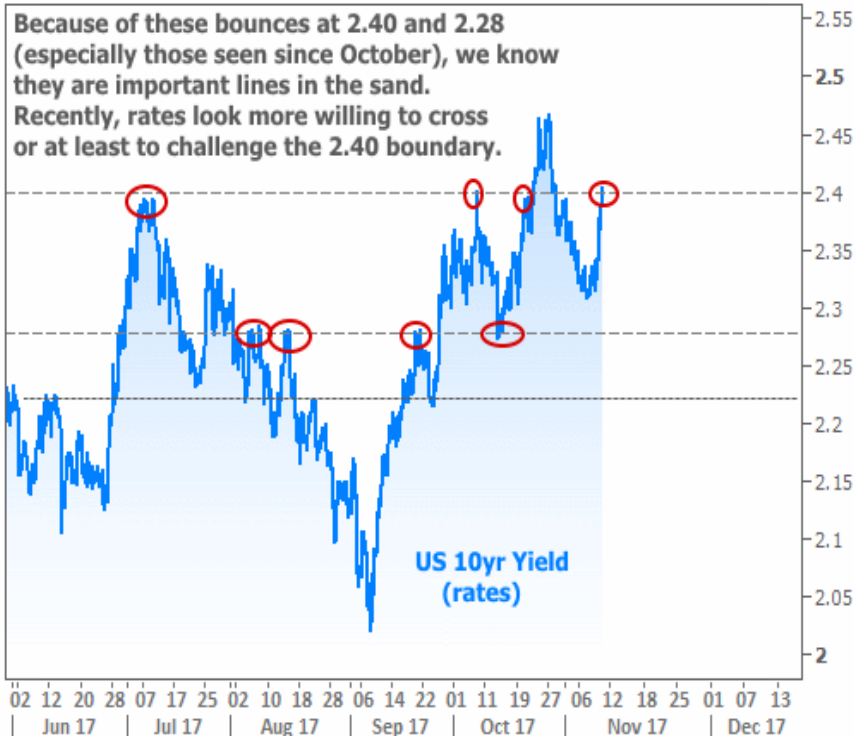
2yr vs 10yr Yields



While there are underlying reasons the curve is doing what it's doing, the short-term trading reaction is **purely technical**. In other words, traders seize opportunities to push the curve back up when it enters the black circle areas in the chart simply because it's entering those black circle areas (and not for some fundamental reason like economic data or tax bill headlines). That push often involves rising longer-term rates like 10yr Treasuries and mortgages.

**Next week is critical** because this week's rate spike brought 10yr yields to an important ceiling at 2.40%. In general, rates have been more willing to challenge ceilings as opposed to floors recently. That behavior tends to foreshadow rising rates in the coming months, but a strong bounce at a 2.40% ceiling (especially if it's followed by a break below 2.28%) would be a major coup.

10yr Yield



Subscribe to my newsletter online at: <http://housingne.ws/mvloans>

Recent Economic Data

Date	Event	Actual	Forecast	Prior
<b>Tuesday, Nov 07</b>				
1:00PM	3-Yr Note Auction (bl)	24		
<b>Thursday, Nov 09</b>				
10:00AM	Sep Wholesale sales mm (%)			1.7
10:00AM	Sep Wholesale inventories mm (%)	0.3	0.3	0.3
<b>Friday, Nov 10</b>				
12:00AM	Roll Date - Fannie Mae 30YR, Freddie Mac 30YR			
10:00AM	Nov 5yr Inflation Outlook (%)	2.5		2.5
10:00AM	Nov 1yr Inflation Outlook (%)	2.6		2.4
10:00AM	Nov Consumer Sentiment	97.8	100.7	100.7
<b>Tuesday, Nov 14</b>				
8:30AM	Oct Producer Prices (%)	0.4	0.1	0.4
8:30AM	Oct Core Producer Prices YY (%)	2.4	2.3	2.2
<b>Wednesday, Nov 15</b>				
7:00AM	w/e Mortgage Market Index	401.7		389.7
8:30AM	Oct CPI mm, sa (%)	0.1	0.1	0.5
8:30AM	Oct Core CPI Year/Year (%)	1.8	1.7	1.7

Event Importance:

- No Stars = Insignificant
- ☆ Low
- ★ Moderate
- ★★ Important
- ★★★★ Very Important

Date	Event	Actual	Forecast	Prior
<b>Thursday, Nov 16</b>				
8:30AM	Oct Import prices mm (%)	0.2	0.4	0.7
8:30AM	Oct Export prices mm (%)	0.0	0.4	0.8
8:30AM	Nov Philly Fed Business Index	22.7	25.0	27.9
8:30AM	w/e Jobless Claims (k)	249	235	239
9:15AM	Oct Industrial Production (%)	0.9	0.5	0.3
9:15AM	Oct Capacity Utilization (%)	77.0	76.3	76.0
10:00AM	Nov NAHB housing market indx	70	68	68
<b>Friday, Nov 17</b>				
8:30AM	Oct House starts mm: change (%)	13.7		-4.7
8:30AM	Oct Build permits: change mm (%)	5.9		-3.7
<b>Wednesday, Jan 10</b>				
1:00PM	10-yr Note Auction (bl)	20		
<b>Thursday, Jan 11</b>				
1:00PM	30-Yr Bond Auction (bl)	12		

## Who is Mid Valley Financial?

Mid Valley Financial, located in Fresno, CA, is the Central Valley's premier destination for a wide range of residential and commercial real estate loans. Our commitment to excellence has made us a trusted partner for property buyers and investors seeking tailored financial solutions.

### **\*\*Why Choose Us:\*\***

With a track record spanning back to our inception in 1985, we have established ourselves as a reliable and innovative lender. We proudly serve properties exclusively within California, having funded loans in all 58 counties of the state. Our deep-rooted experience enables us to navigate complex loan scenarios with expertise and efficiency.

### **\*\*Our Approach:\*\***

At Mid Valley Financial, we prioritize your financial goals. Whether you're a first-time homebuyer, envisioning your dream property, refinancing an existing mortgage, or looking to tap into your property's equity, our seasoned loan officers offer a wealth of knowledge and over 300 years of collective experience. We ensure that your funds are prepared when you need them, providing a smooth and swift loan process.

### **\*\*Unlocking Possibilities:\*\***

As one of California's leading direct lenders, we've streamlined the loan process, minimizing obstacles that often deter borrowers. Many of our clients receive approvals within an hour, showcasing our dedication to quick and hassle-free solutions.

### **\*\*Your Journey with Us:\*\***

Contact the MVF team today and let us put your journey to property ownership on cruise control. Our mission is to empower borrowers while fostering enduring and meaningful relationships. With highly competitive rates, a commitment to transparency, and a dedication to your financial success, Mid Valley Financial is your partner in realizing your real estate aspirations.

**Mid Valley Financial** 