



**Mid Valley Financial**

Mortgage Banker, Since 1985  
 Broker CA DRE#01206057 | NMLS ID#219418  
 7644 N. Palm Avenue Fresno, CA 93711

Office: (559) 432-8221  
 Mobile: (559) 432-8221  
 Fax: (559) 432-8298  
[info@mvloans.com](mailto:info@mvloans.com)  
[View My Website](#)

## Highest Inflation Since The 80s; Highest Rates Since 2019; Huge Volatility on Friday

There were 3 distinct parts to this week. The first part consisted of the entirety of the first 3 days. Rates didn't move much as the market continued to digest the big spike seen at the end of last week.

In part 2, things got crazy--relatively. The week's biggest economic data--the Consumer Price Index (CPI)--was released, and chaos ensued. CPI is one of the two most important broad inflation metrics, and inflation is one of the most important considerations for financial markets right now due to its implications for the rapidly evolving Fed policy outlook.

The median forecast among economists called for a fairly big increase to CPI with the more important "core" component (which excludes food and energy) rising from 5.5% to 5.9% in January. Traders felt this number was a bit too high, and were hoping to see something under 5.9%. That likely would have allayed fears that the Fed would hike rates by 0.50% in March as it finally moves up from the 0.00-0.25 lower boundary.

CPI **did not** come in under 5.9%. It actually came in 0.1% **higher** at 6.0--the highest number in decades.

### National Average Mortgage Rates



	Rate	Change	Points
<b>Mortgage News Daily</b>			
30 Yr. Fixed	6.89%	0.00	0.00
15 Yr. Fixed	6.33%	+0.01	0.00
30 Yr. FHA	6.33%	+0.01	0.00
30 Yr. Jumbo	7.05%	0.00	0.00
5/1 ARM	6.58%	0.00	0.00
<b>Freddie Mac</b>			
30 Yr. Fixed	6.77%	-0.09	0.00
15 Yr. Fixed	6.05%	-0.11	0.00

Rates as of: 7/22

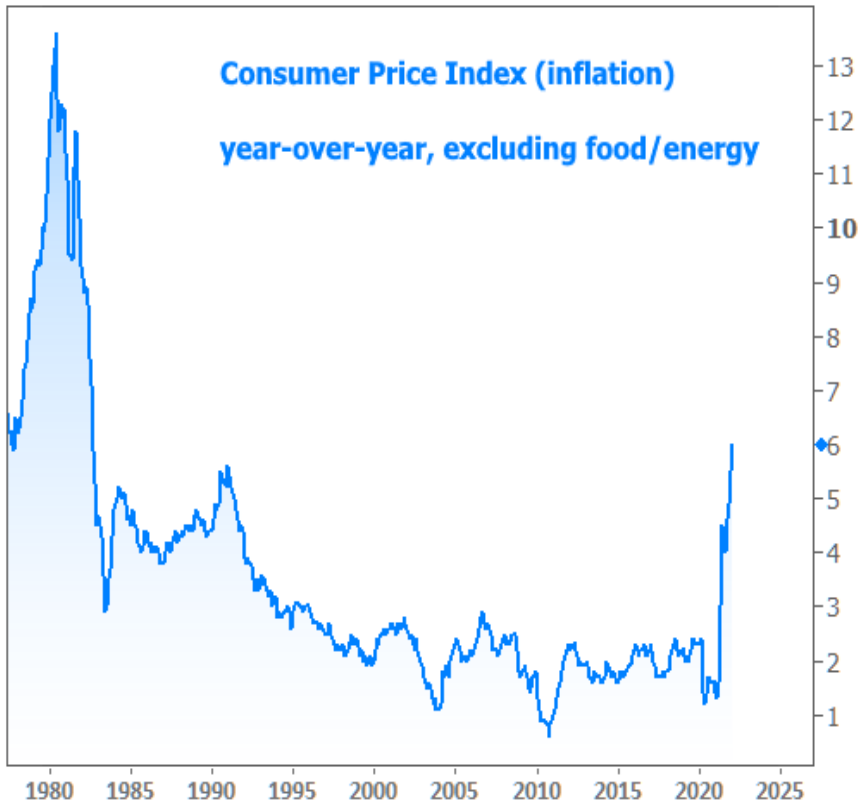
### Market Data

	Price / Yield	Change
MBS UMBS 5.5	99.39	-0.01
MBS GNMA 5.5	99.78	+0.00
10 YR Treasury	4.2423	-0.0102
30 YR Treasury	4.4608	-0.0117

Pricing as of: 7/22 10:56PM EST

### Recent Housing Data

		Value	Change
Mortgage Apps	Jul 10	206.1	-0.19%
Building Permits	Mar	1.46M	-3.95%
Housing Starts	Mar	1.32M	-13.15%
New Home Sales	Mar	693K	+4.68%
Pending Home Sales	Feb	75.6	+1.75%
Existing Home Sales	Feb	3.97M	-0.75%
Builder Confidence	Mar	51	+6.25%



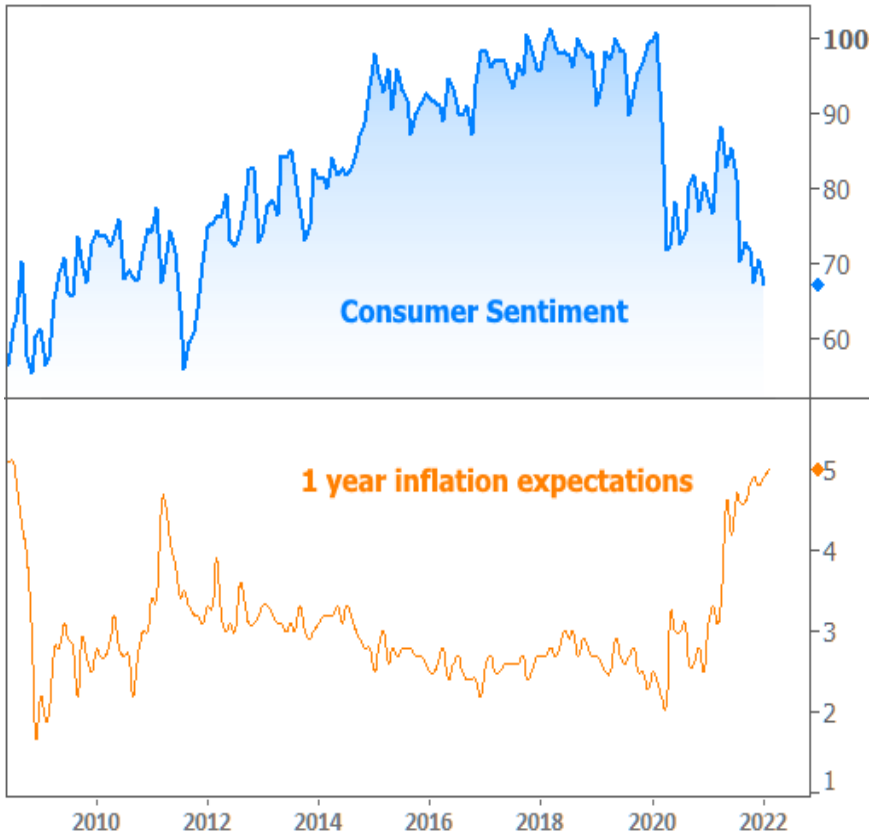
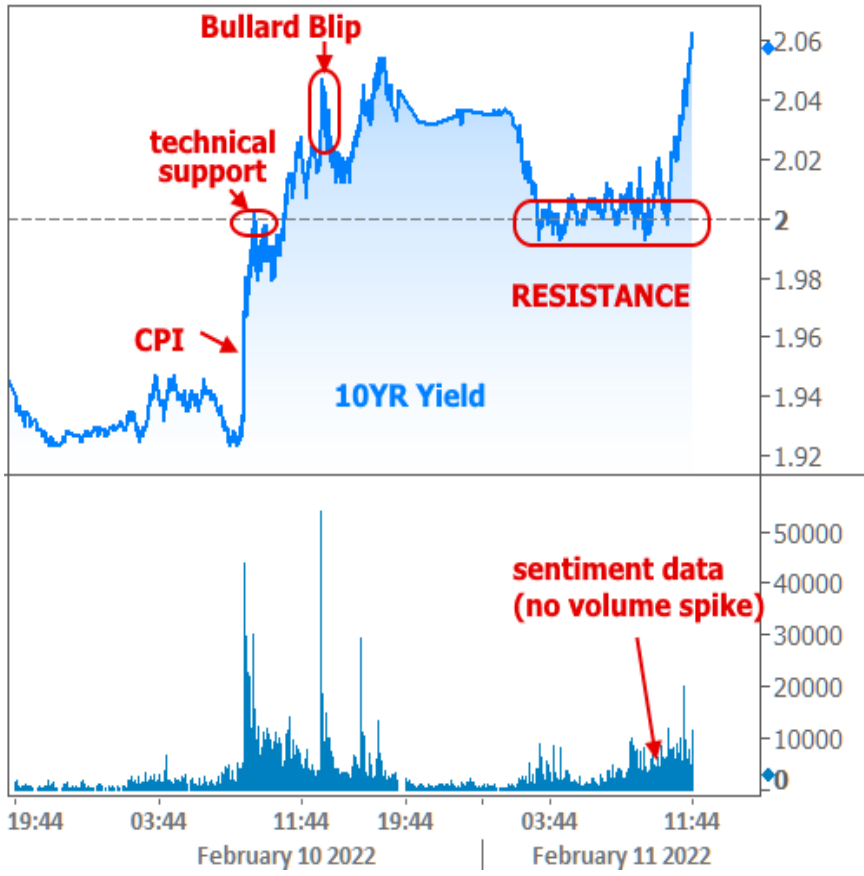
Following the data, Fed Funds Futures for April (the market's way of betting on Fed rate hikes) quickly moved to price in a 0.50% hike. The probability increased to **over 90%** from roughly 50% the day before.

It's worth noting that part of the motivation came from comments from St. Louis Fed President James Bullard's comments early that same afternoon. Bullard took a **wildly more aggressive** stance than any of his colleagues, saying he'd like to see a total of 1.0% of rate hikes by July 1st, roughly double the consensus.

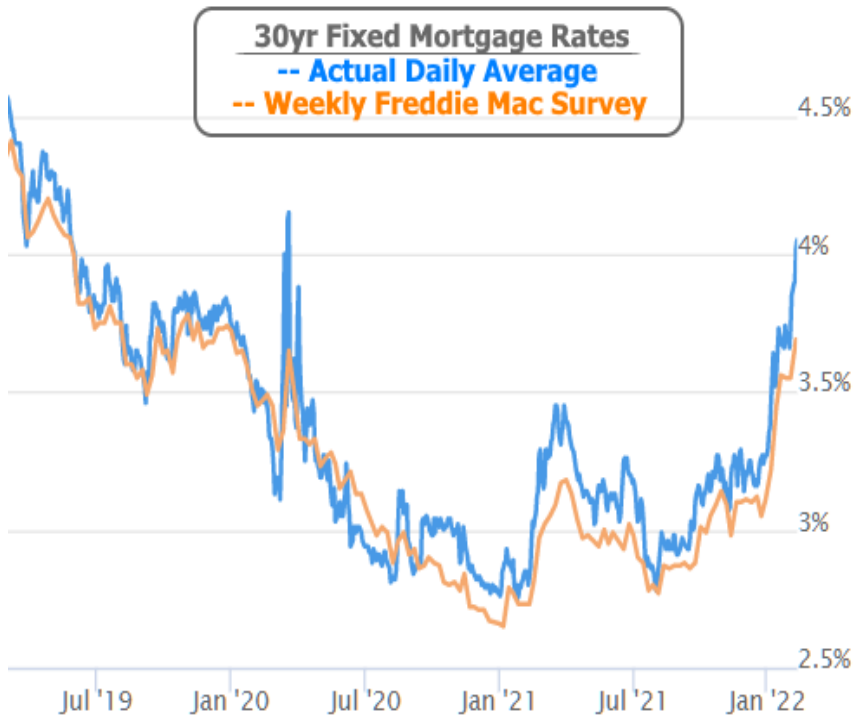
While Bullard received a lot of flak from market watchers as being responsible for undue drama, it was the CPI data that did **most** of the damage. Well before Bullard's comments, CPI had pushed 10yr Treasury yields up to the important 2.00% technical level--a psychological boundary that, if broken, stood a chance to prompt more weakness in bonds.

Moreover, any time such a technical level is broken, there's a risk it will act as an inflection point (which is why key levels are often referred to as "pivot points") that blocks future progress back toward lower rates.

Yields did indeed break above 2.0% and nearly hit 2.03% **before** we ever heard from Bullard. Markets emphasized the importance of the 2.0% barrier the following morning as they refused to break back below despite the weakest Consumer Sentiment reading in more than a decade.



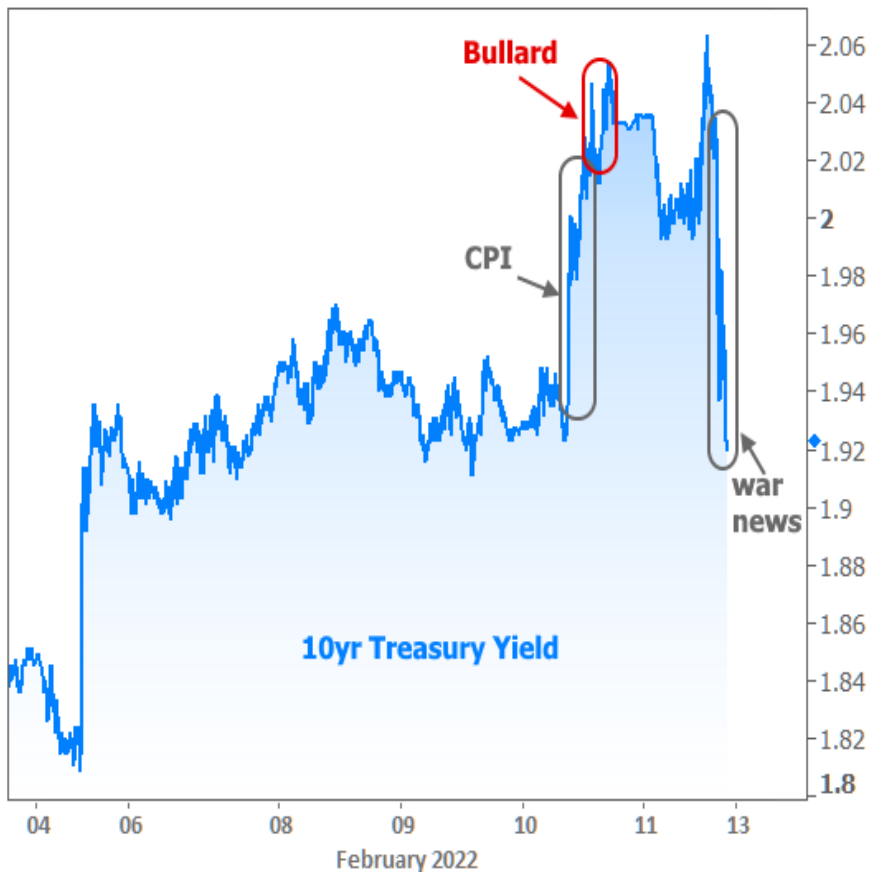
This **made a bad situation worse** for mortgage rates as the average 30yr fixed had just crested 4% for the first time since May 2019 on Thursday. Notably, the weekly Freddie Mac rate survey also came out on Thursday, showing a rate of 3.69%. This was extremely far from reality from the moment it came out for all usual reasons (read all about them [HERE](#)).



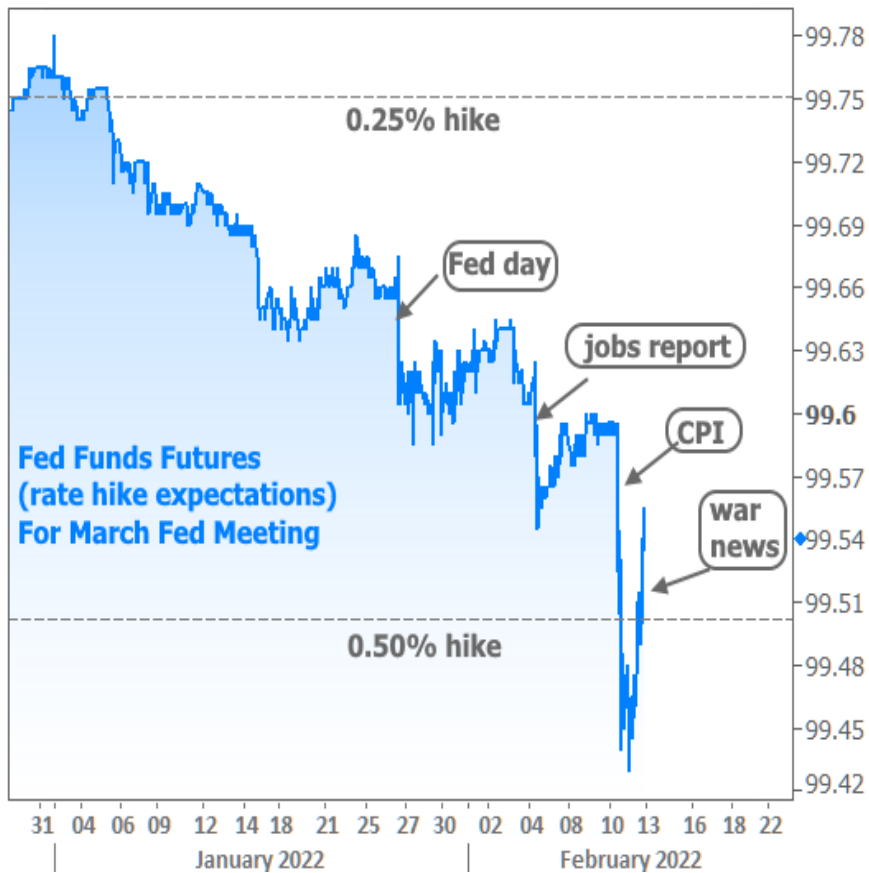
The **third and final part of the week** arrived on Friday afternoon around 1:30pm. That's when news broke regarding prospect for a Russian invasion of Ukraine effective immediately. There's been lots of press coverage of this conflict over the past several months, but this was the first time a headline had this level of impact (indeed, all of the other headlines have had basically no impact when it comes to a big, immediate shift in yields and volume).

PBS's defense correspondent Nick Schifrin reported that three officials said "the US believes Russian President Vladimir Putin has decided to invade Ukraine, and has communicated that decision to the Russian military," and that invasion was expected to begin next week following "two days of aerial bombardment and electronic warfare."

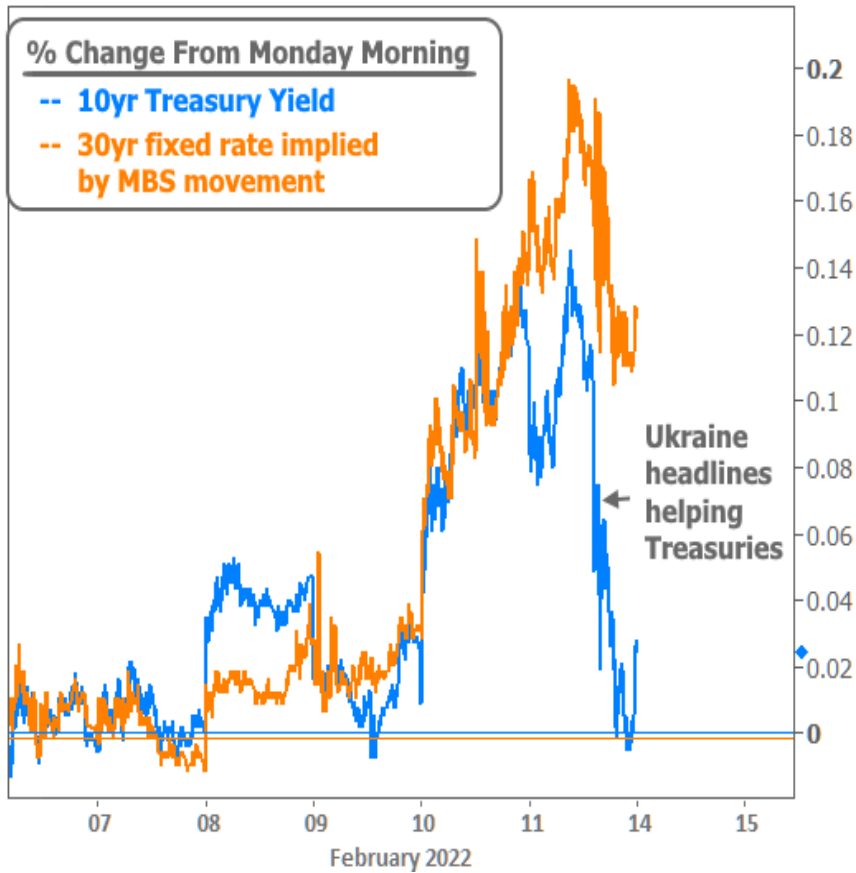
Whether this happens or not, markets took it seriously. In a few short hours, the entirety of the week's damage was erased as far as Treasuries were concerned.



Fed Funds Futures even managed to move almost all the way back to their previous stance on the size of the March rate hike.



Unfortunately for mortgage rates, the Treasury market is a **much bigger beneficiary** of market panic when it comes to geopolitical risk. In other words, mortgage rates were not so quick to retrace this week's steps. It would be hard to visualize that when looking at a short term chart of mortgage rates themselves, because they are only updated a few times a day, even on volatile days. Instead, we can chart the rate implied by mortgage-backed securities (MBS), which is what mortgage lenders use to determine rates anyway!



Long story short, even after the bond market bounced back on Friday afternoon, MBS were only a fraction of the way back to levels from earlier in the week. As a result, mortgage rates **remained just over 4%** on average, despite falling from the higher levels seen Friday morning. **Please note:** all references to mortgage rates are for broad averages among multiple lenders. There is a high degree of stratification between lenders and loan programs at the moment.

Next week brings several economic reports that have been important at times in the past. Chief among these is the Retail Sales data on Wednesday morning. That said, rates are **preoccupied** with the Fed policy outlook and none of next week's reports will be remotely as important as CPI was. In fact, many traders are already talking about the next CPI report in early March as it falls just one week before the Fed's next big policy meeting. In the meantime, any significant escalation in Ukraine could put additional downward pressure on rates/yields, but the mortgage market would suffer from the same underperformance issues seen on Friday.

Subscribe to my newsletter online at: <http://housingne.ws/mvloans>

**Recent Economic Data**

Date	Event	Actual	Forecast	Prior
<b>Tuesday, Feb 08</b>				
1:00PM	3-Yr Note Auction (bl)	50		
<b>Wednesday, Feb 09</b>				
7:00AM	w/e MBA Purchase Index	282.3		312.2
7:00AM	w/e MBA Refi Index	2183.5		2355.4
10:00AM	Dec Wholesale inventories mm (%)	2.2	2.1	2.1

**Event Importance:**

- No Stars = Insignificant
- ☆ Low
- ★ Moderate
- ★★ Important
- ★★★ Very Important

Date	Event	Actual	Forecast	Prior
10:30AM	w/e Crude Oil Inventory (ml)	-4.756	0.369	-1.046
<b>Thursday, Feb 10</b>				
8:30AM	Jan Consumer Price Index (CPI) (%)	0.6	0.5	0.5
8:30AM	Jan Core CPI (Annual) (%)	6.0	5.9	5.5
8:30AM	Jan CPI (annual) (%)	7.5	7.3	7.0
8:30AM	w/e Jobless Claims (k)	223	230	238
<b>Friday, Feb 11</b>				
10:00AM	Feb 5yr Inflation Outlook (%)	3.1		3.1
10:00AM	Feb 1yr Inflation Outlook (%)	5.0		4.9
10:00AM	Feb Consumer Sentiment	61.7	67.5	67.2
<b>Tuesday, Feb 15</b>				
8:30AM	Jan Producer Prices (%)	1.0	0.5	0.2
8:30AM	Jan Core Producer Prices MM (%)	0.8	0.5	0.5
8:30AM	Jan Core Producer Prices YY (%)	8.3	7.9	8.3
8:30AM	Feb NY Fed Manufacturing	3.10	12.15	-0.70
<b>Wednesday, Feb 16</b>				
7:00AM	w/e MBA Purchase Index	279.0		282.3
7:00AM	w/e MBA Refi Index	1988.8		2183.5
8:30AM	Jan Import prices mm (%)	2.0	1.3	-0.2
8:30AM	Jan Retail Sales (%)	3.8	2.0	-1.9
9:15AM	Jan Industrial Production (%)	1.4	0.4	-0.1
10:00AM	Feb NAHB housing market indx	82	83	83
10:00AM	Dec Business Inventories (%)	2.1	2.1	1.3
<b>Thursday, Feb 17</b>				
8:30AM	Jan Building permits: number (ml)	1.899	1.760	1.885
8:30AM	Jan Build permits: change mm (%)	0.7		9.8
8:30AM	Jan Housing starts number mm (ml)	1.638	1.700	1.702
8:30AM	Feb Philly Fed Business Index	16.0	20.0	23.2
8:30AM	Jan House starts mm: change (%)	-4.1		1.4
<b>Friday, Feb 18</b>				
10:00AM	Jan Existing home sales (ml)	6.50	6.10	6.18
10:00AM	Jan Exist. home sales % chg (%)	6.7	-1.0	-4.6
10:00AM	Jan Leading index chg mm (%)	-0.3	0.2	0.8
<b>Tuesday, Apr 12</b>				
1:00PM	10-yr Note Auction (bl)	34		
<b>Wednesday, Apr 13</b>				
1:00PM	30-Yr Bond Auction (bl)	20		



## Who is Mid Valley Financial?

Mid Valley Financial, located in Fresno, CA, is the Central Valley's premier destination for a wide range of residential and commercial real estate loans. Our commitment to excellence has made us a trusted partner for property buyers and investors seeking tailored financial solutions.

### **\*\*Why Choose Us:\*\***

With a track record spanning back to our inception in 1985, we have established ourselves as a reliable and innovative lender. We proudly serve properties exclusively within California, having funded loans in all 58 counties of the state. Our deep-rooted experience enables us to navigate complex loan scenarios with expertise and efficiency.

### **\*\*Our Approach:\*\***

At Mid Valley Financial, we prioritize your financial goals. Whether you're a first-time homebuyer, envisioning your dream property, refinancing an existing mortgage, or looking to tap into your property's equity, our seasoned loan officers offer a wealth of knowledge and over 300 years of collective experience. We ensure that your funds are prepared when you need them, providing a smooth and swift loan process.

### **\*\*Unlocking Possibilities:\*\***

As one of California's leading direct lenders, we've streamlined the loan process, minimizing obstacles that often deter borrowers. Many of our clients receive approvals within an hour, showcasing our dedication to quick and hassle-free solutions.

### **\*\*Your Journey with Us:\*\***

Contact the MVF team today and let us put your journey to property ownership on cruise control. Our mission is to empower borrowers while fostering enduring and meaningful relationships. With highly competitive rates, a commitment to transparency, and a dedication to your financial success, Mid Valley Financial is your partner in realizing your real estate aspirations.

Mid Valley Financial 