



Mid Valley Financial

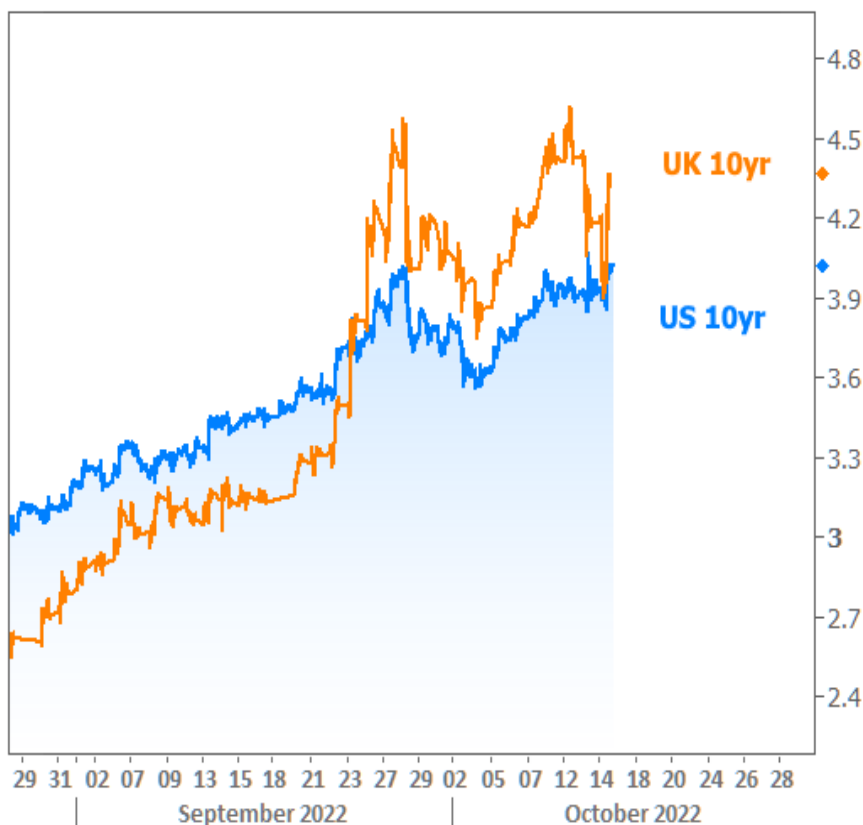
Mortgage Banker, Since 1985
 Broker CA DRE#01206057 | NMLS ID#219418
 7644 N. Palm Avenue Fresno, CA 93711

Office: (559) 432-8221
 Mobile: (559) 432-8221
 Fax: (559) 432-8298
info@mvloans.com
[View My Website](#)

20 Year High Rates as Inflation Persists. Any Hope in Sight?

Unsurprisingly, the market remains intently focused on inflation as the key driver of Fed policy and rate volatility. This week, the biggest inflation report combined with more UK market drama to push rates to another 20yr high.

The UK doesn't typically factor into our assessment of market movement in the US, but the past 3 weeks have been a notable exception. The following chart shows how much bigger the move has been overseas. Viewed in this light, US rates look almost resilient.



Resilience may have been in better supply were it not for this week's much-anticipated release of the Consumer Price Index (CPI), the most influential monthly report on inflation and, indeed, the most influential of all the economic reports given the current preoccupation with the I-word.

National Average Mortgage Rates



	Rate	Change	Points
--	------	--------	--------

Mortgage News Daily

30 Yr. Fixed	6.89%	0.00	0.00
15 Yr. Fixed	6.33%	+0.01	0.00
30 Yr. FHA	6.33%	+0.01	0.00
30 Yr. Jumbo	7.05%	0.00	0.00
5/1 ARM	6.58%	0.00	0.00

Freddie Mac

30 Yr. Fixed	6.77%	-0.09	0.00
15 Yr. Fixed	6.05%	-0.11	0.00

Rates as of: 7/22

Market Data

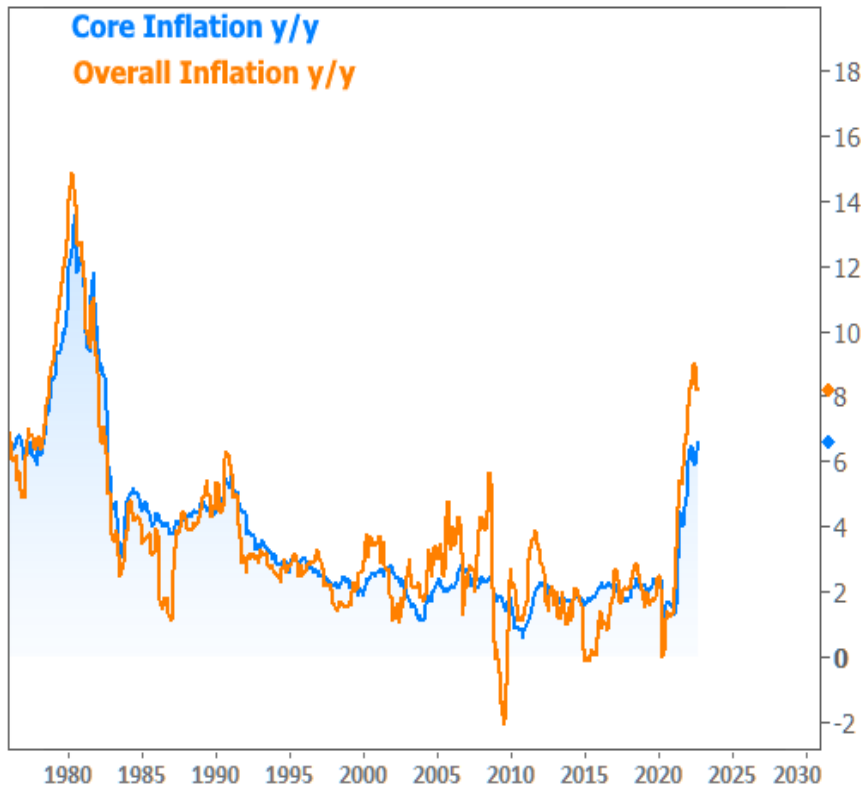
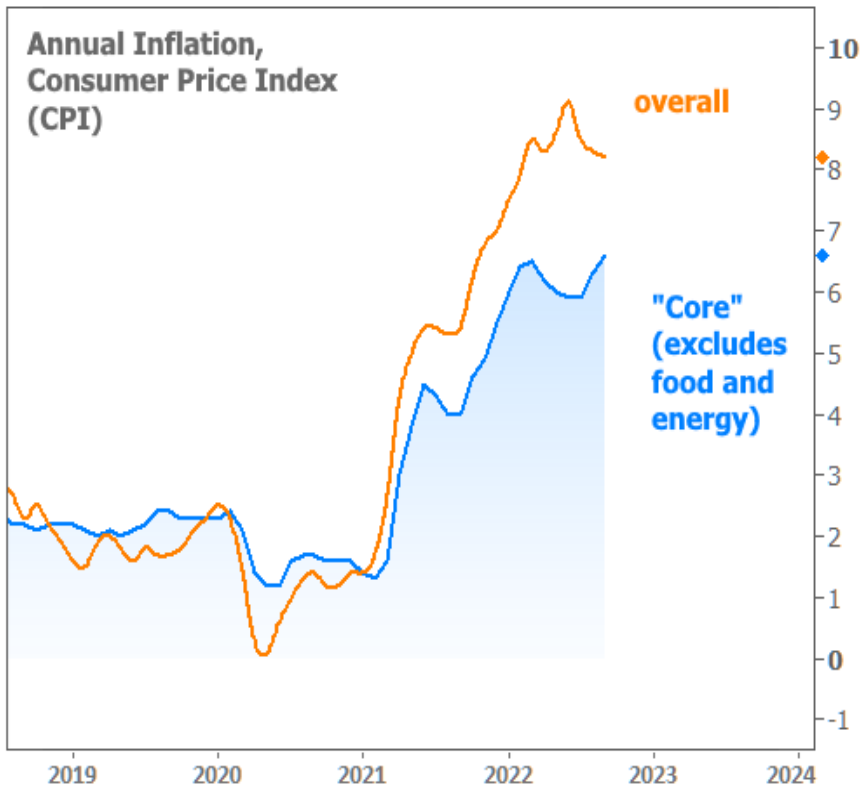
	Price / Yield	Change
MBS UMBS 5.5	99.39	-0.01
MBS GNMA 5.5	99.78	+0.00
10 YR Treasury	4.2209	-0.0170
30 YR Treasury	4.4622	-0.0103

Pricing as of: 7/22 8:53PM EST

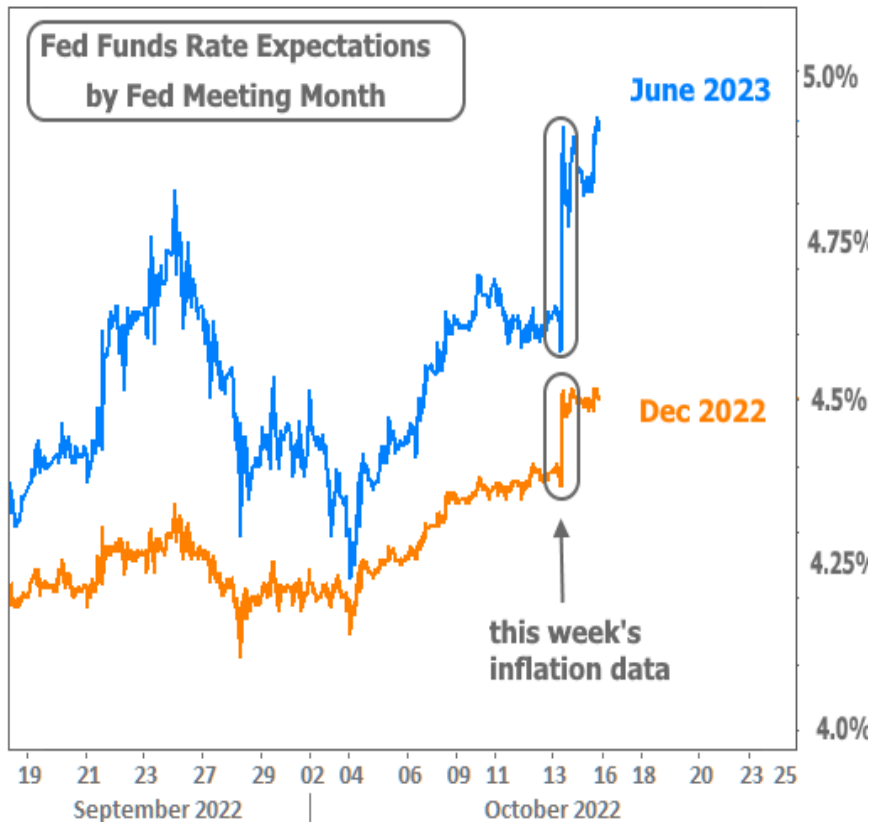
Recent Housing Data

		Value	Change
Mortgage Apps	Jul 10	206.1	-0.19%
Building Permits	Mar	1.46M	-3.95%
Housing Starts	Mar	1.32M	-13.15%
New Home Sales	Mar	693K	+4.68%
Pending Home Sales	Feb	75.6	+1.75%
Existing Home Sales	Feb	3.97M	-0.75%
Builder Confidence	Mar	51	+6.25%

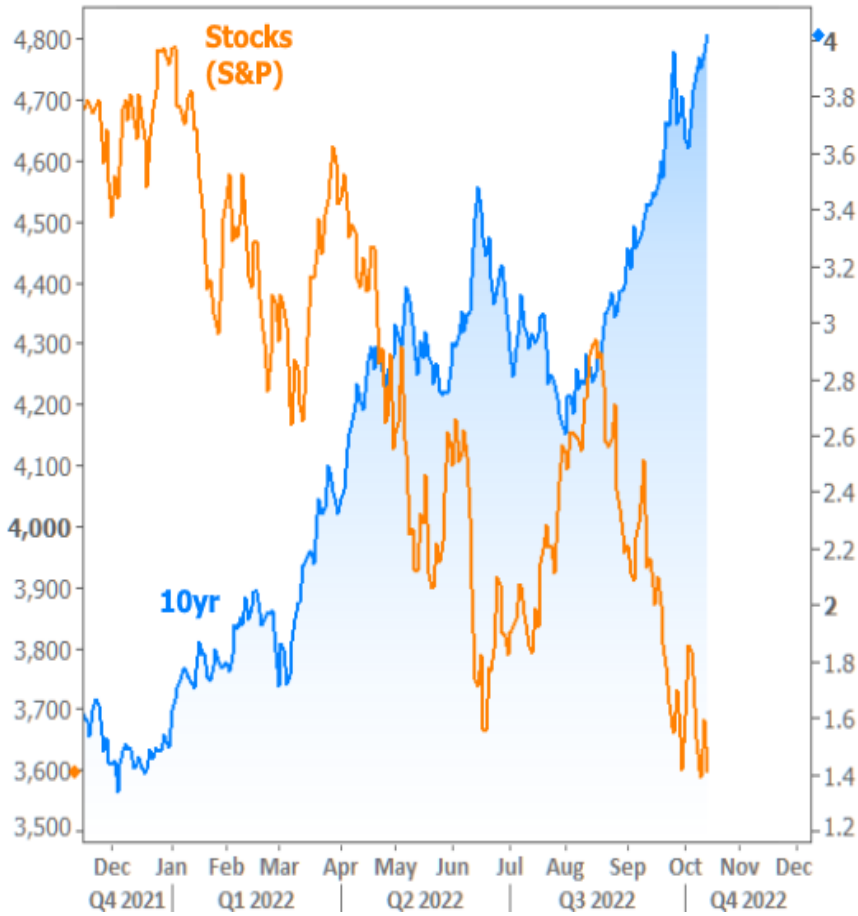
Rates were near their best levels of the week before CPI, but quickly spiked in its wake. CPI caused rates to spike because it showed inflation was even higher than the already-high expectations. The more important "core" CPI made a particularly troubling move back up to the highest levels in decades.



Bonds/rates don't like inflation anyway, but they really don't like it in 2022 when inflation is high enough to fuel the most aggressive Fed rate hike campaign since the 80s. This report alone was responsible for bumping the Fed's rate hike outlook to nearly 5.0% by the middle of next year.



It's not just rates that suffer from Fed rate hikes. Stocks also tend to take a hit when the Fed enacts tougher policies or when economic data looks like it will add to the Fed's austerity. This combination of "suggestion" from the data and "confirmation" from the Fed is the thesis for 2022. Massive losses in stocks and bonds are the conclusions.



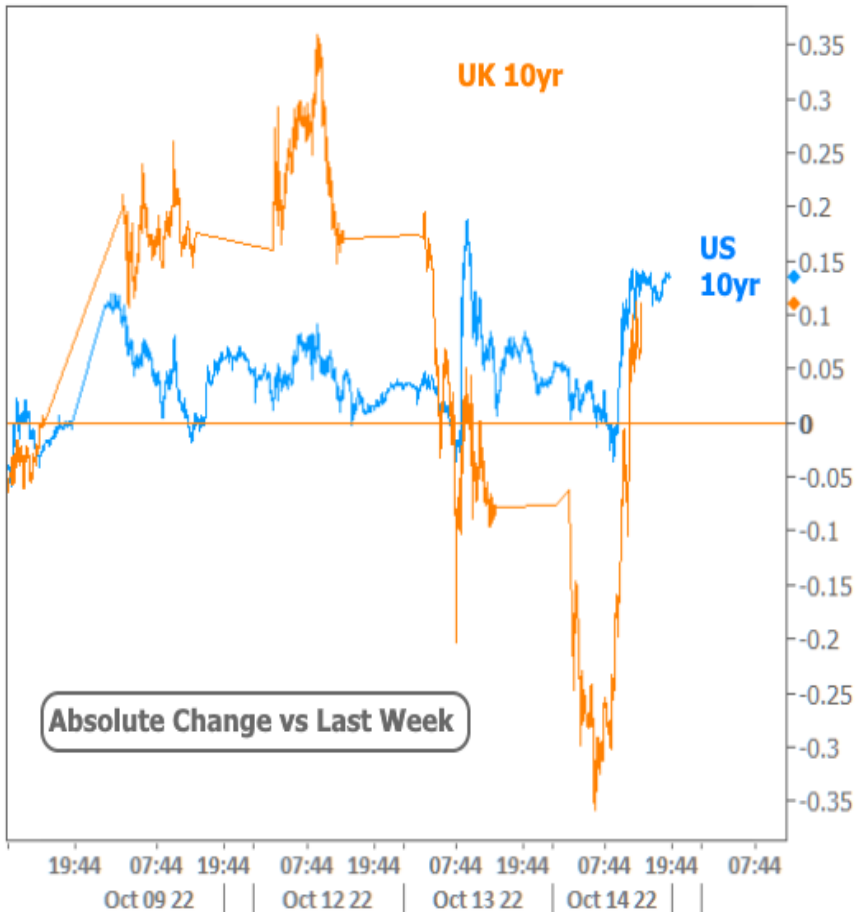
Here's a closer look at stocks and bonds this week:



Notably, both were able to recover surprisingly well after the inflation data, but not for sustainable reasons. If those reasons are important to you, here's a quick detour with some more advanced concepts. Otherwise feel free to skip ahead.

Behind the scenes, UK financial markets were in the midst of some major improvements on Thursday. The following chart shows the absolute change in bond yields in the UK and US this week. The drop in UK yields from the opening bell on Thursday the 13th through Friday morning was staggeringly big (0.55%).

Over the same time, US 10yr yields were roughly unchanged. The market phenomenon of "short covering" played a role as well. This occurs when rates fall enough to make buyers out of the traders who'd previously bet on rates moving higher. That extra buying acts to push rates even lower, thus perpetuating the cycle and resulting in a "short squeeze."



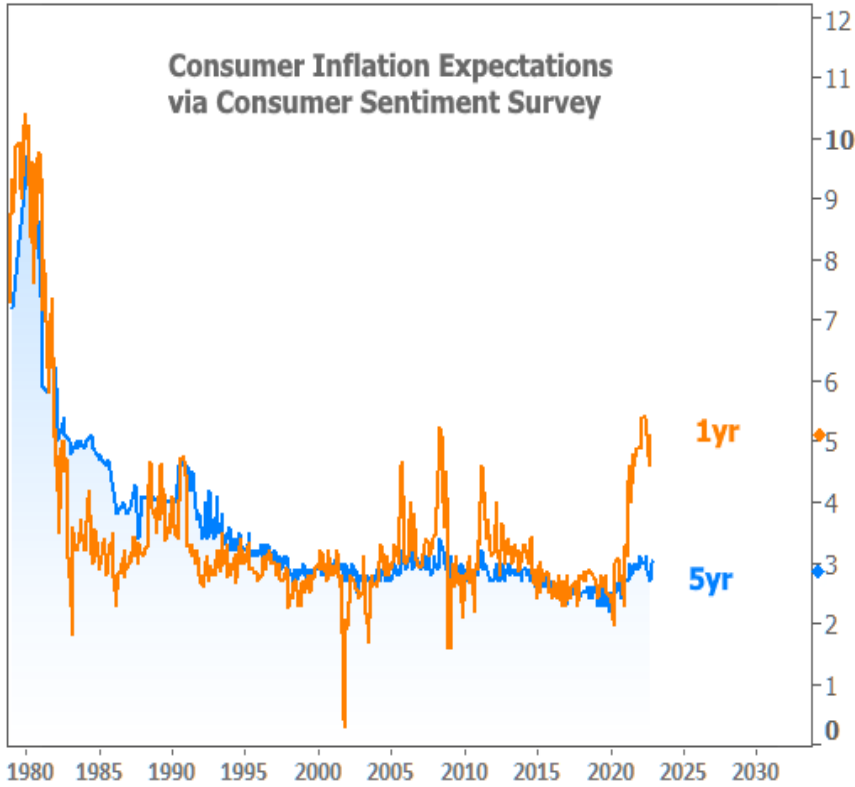
On Friday, bond yields found reasons to move back up. The supersized bounce in British bond yields was only part of the explanation. Fed speakers were making the rounds, acknowledging that global financial risks were a consideration, but not one that derails their rate hike goals.

Kansas City Fed President Esther George noted "It's not only the elevated pace of inflation that is concerning, but its broad-based nature. We may have to keep at this awhile. The terminal rate may need to go higher and stay longer to cool prices."

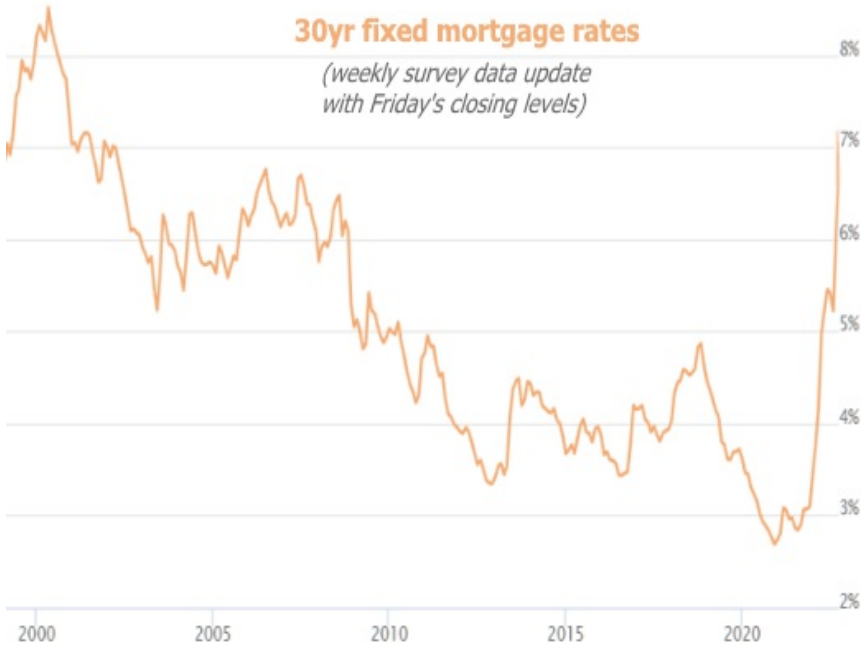
The "terminal" rate is just another word for the ceiling on this particular Fed rate hike campaign--something we might encounter in 2023 if forecasters have it right. The terminal rate is currently almost 5% and George certainly knew this before those remarks.

St. Louis Fed President Bullard commented on the inflation data, saying that it suggested "inflation had become pernicious and difficult to arrest." This isn't what you want to hear from members of the Fed if you're hoping to see a softer stance on rates.

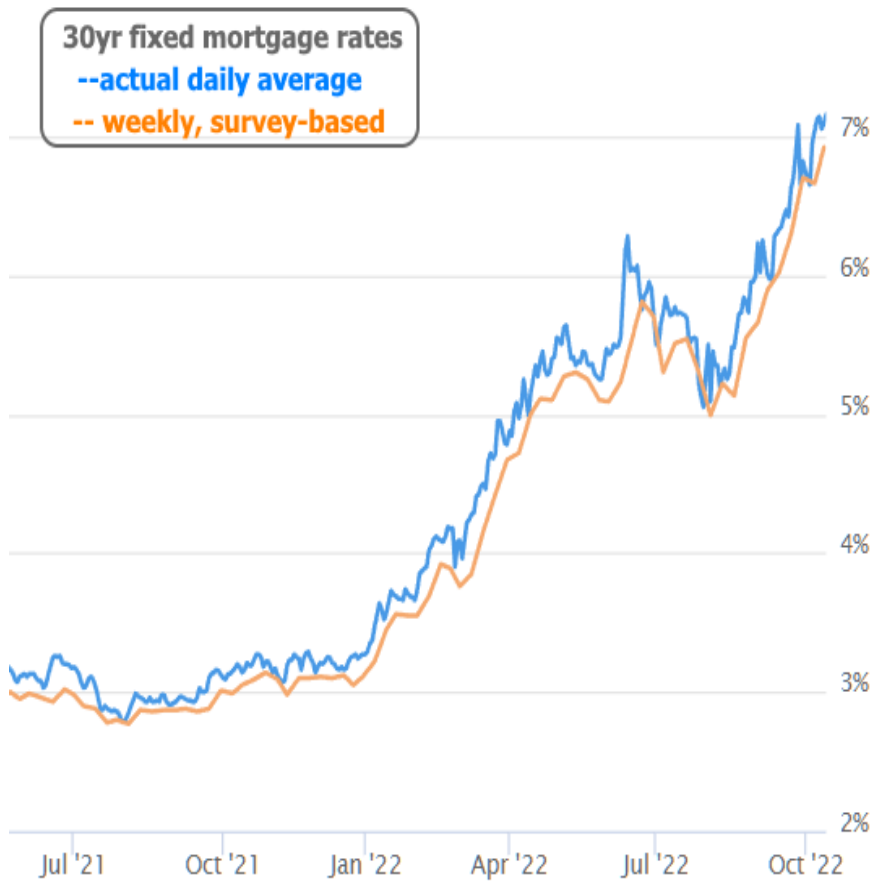
There was other data as well. The Consumer Sentiment index for October showed a surprise uptick in inflation expectations--a metric that's also closely watched by the Fed. This uptick may get lost in the shuffle of the longer term chart below, but importantly, it was the first time that the 1-year outlook moved higher since March 2022.



Between unfriendly Fed comments, unfriendly inflation implications in the Sentiment data, and the well of short-covering running dry for bond buyers, rates drifted painfully higher with 10yr yields ending the week over 4% for the first time since 2008. Things were even worse for mortgage rates as they ended the week at the highest levels in more than 20 years.

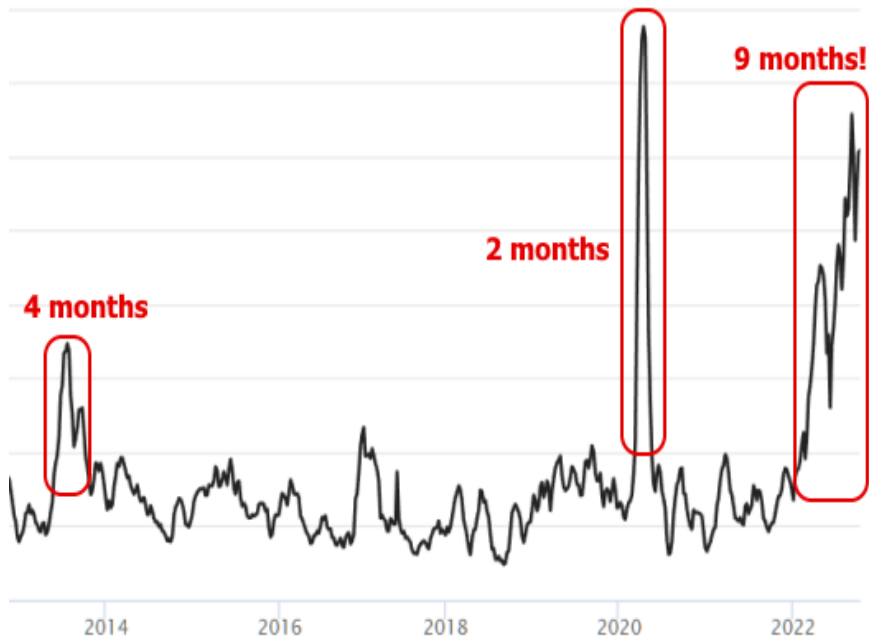


Here's a closer look at daily vs weekly rates as they've risen from just over 3% to roughly 7% in less than a year (and 2% in the past 2 months!):



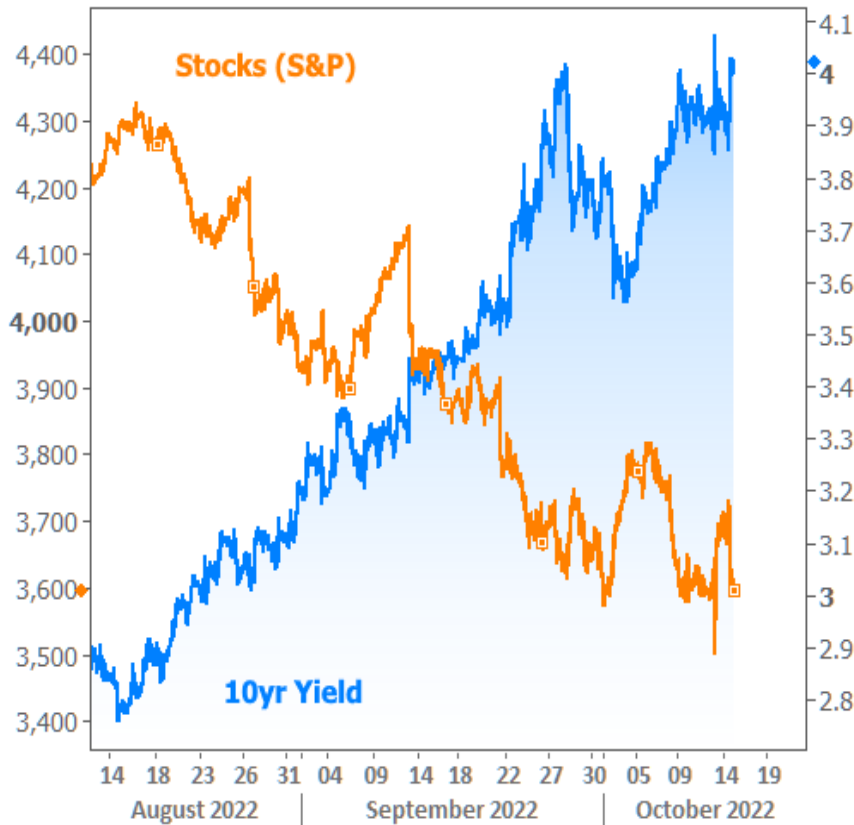
The initial onset of the pandemic was the only other time in the past 40 years where rate volatility has been this high, and that only lasted 2 months. The current stint of volatility broke into "high" territory 9 months ago and hasn't really looked back. No one but those of mortgage-watching age in the early 80s has ever seen anything like this.

Mortgage Rate Volatility Index



How about that hope? Is there any in sight?

As is so often the case when discussing the future of the financial market, "it depends." While it doesn't make sense to outright PLAN on favorable rate outcomes in this environment, we can at least observe that this week's weakness seems to have encountered some sort of resistance around the 4.0% level in 10yr yields and/or the 3600 level in the S&P.



Technical analysts could easily draw horizontal "support" lines at those levels and find ways to argue for a bounce. The better bet would simply be to keep an eye on those levels as important lines in the sand. The market is telling us they matter. At the very least, we could consider that traders are starting to ask whether enough is enough when it comes to inflation implications and the Fed's policy response. Ultimately, if the data finds a way to get even worse, the Fed will have an open door to get even crankier and rates could unfortunately head even higher. So yes, it depends on the data, but all of the above could be approached with a bit of hope for a less dire outcome.

Subscribe to my newsletter online at: <http://housingne.ws/mvloans>

Recent Economic Data

Date	Event	Actual	Forecast	Prior
Tuesday, Oct 11				
1:00PM	3-Yr Note Auction (bl)	40		
Wednesday, Oct 12				
7:00AM	w/e MBA Refi Index	423.2		430.9
7:00AM	w/e MBA Purchase Index	170.5		174.1
8:30AM	Sep Core Producer Prices YY (%)	7.2	7.3	7.3

Event Importance:

- No Stars = Insignificant
- ☆ Low
- ★ Moderate
- ★★ Important
- ★★★ Very Important

Date	Event	Actual	Forecast	Prior
1:00PM	10-yr Note Auction (bl)	32		
2:00PM	FOMC Minutes			
Thursday, Oct 13				
8:30AM	Sep y/y CORE CPI (%)	6.6	6.5	6.3
8:30AM	Sep m/m Headline CPI (%)	0.4	0.2	0.1
8:30AM	Sep m/m CORE CPI (%)	0.6	0.5	0.6
8:30AM	Sep y/y Headline CPI (%)	8.2	8.1	8.3
8:30AM	w/e Jobless Claims (k)	228	225	219
1:00PM	30-Yr Bond Auction (bl)	18		
Friday, Oct 14				
8:30AM	Sep Retail Sales (%)	0.0	0.2	0.3
8:30AM	Sep Import prices mm (%)	-1.2	-1.1	-1.0
10:00AM	Oct 1yr Inflation Outlook (%)	5.1		4.7
10:00AM	Oct Consumer Sentiment	59.8	59.0	58.6
10:00AM	Oct 5yr Inflation Outlook (%)	2.9		2.7
Monday, Oct 17				
8:30AM	Oct NY Fed Manufacturing	-9.10	-4.00	-1.50
Tuesday, Oct 18				
9:15AM	Sep Industrial Production (%)	0.4	0.1	-0.2
Wednesday, Oct 19				
7:00AM	w/e MBA Purchase Index	164.2		170.5
7:00AM	w/e MBA Refi Index	394.6		423.2
8:30AM	Sep House starts mm: change (%)	-8.1		12.2
8:30AM	Sep Housing starts number mm (ml)	1.439	1.475	1.575
8:30AM	Sep Building permits: number (ml)	1.564	1.530	1.542
8:30AM	Sep Build permits: change mm (%)	1.4		-8.5
1:00PM	20-Yr Bond Auction (bl)	12		
Thursday, Oct 20				
8:30AM	Oct Philly Fed Business Index	-8.7	-5.0	-9.9
8:30AM	w/e Jobless Claims (k)	214	230	228
10:00AM	Sep Existing home sales (ml)	4.71	4.70	4.80
10:00AM	Sep Exist. home sales % chg (%)	-1.5		-0.4
10:00AM	Sep Leading index chg mm (%)	-0.4	-0.3	-0.3

Who is Mid Valley Financial?

Mid Valley Financial, located in Fresno, CA, is the Central Valley's premier destination for a wide range of residential and commercial real estate loans. Our commitment to excellence has made us a trusted partner for property buyers and investors seeking tailored financial solutions.

****Why Choose Us:****

With a track record spanning back to our inception in 1985, we have established ourselves as a reliable and innovative lender. We proudly serve properties exclusively within California, having funded loans in all 58 counties of the state. Our deep-rooted experience enables us to navigate complex loan scenarios with expertise and efficiency.

****Our Approach:****

At Mid Valley Financial, we prioritize your financial goals. Whether you're a first-time homebuyer, envisioning your dream property, refinancing an existing mortgage, or looking to tap into your property's equity, our seasoned loan officers offer a wealth of knowledge and over 300 years of collective experience. We ensure that your funds are prepared when you need them, providing a smooth and swift loan process.

****Unlocking Possibilities:****

As one of California's leading direct lenders, we've streamlined the loan process, minimizing obstacles that often deter borrowers. Many of our clients receive approvals within an hour, showcasing our dedication to quick and hassle-free solutions.

****Your Journey with Us:****

Contact the MVF team today and let us put your journey to property ownership on cruise control. Our mission is to empower borrowers while fostering enduring and meaningful relationships. With highly competitive rates, a commitment to transparency, and a dedication to your financial success, Mid Valley Financial is your partner in realizing your real estate aspirations.

Mid Valley Financial 