Mid Valley Financial
Mortgage Banker, Since 1985
Broker CA DRE#01206057 | NMLS ID#219418
7644 N. Palm Avenue Fresno, CA 93711

Office: (559) 432-8221
Mobile: (559) 432-8221
info@mvloans.com
View My Website

Rates and Housing Back in The Waiting Game

After embarking on a volatile journey in early October, the past 2 weeks have been calmer for mortgage rates. The present week was especially uneventful relative to the past 2 months. The following chart measures volatility in the underlying bond market, which is the precursor for mortgage rate movement.

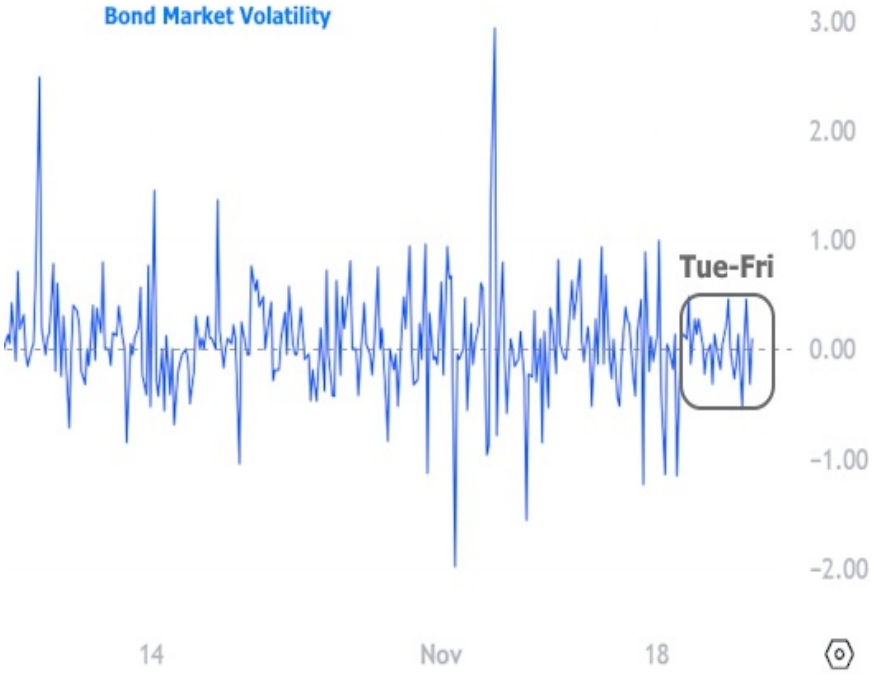

As such, it's no surprise to see volatility subside in mortgage rates. The average 30yr fixed rate held inside a narrow 0.05% range and ended at the exact same levels seen last Friday. Rates are also broadly in line with late October levels. In other words, if we look past the volatility, things arguably flattened out more than a month ago.

National Average Mortgage Rates



	Rate	Change	Points
Mortgage News Daily			
30YR Fixed	7.33%	-0.12	0.00
15YR Fixed	6.89%	-0.10	0.00
30YR FHA	6.95%	-0.10	0.00
30YR Jumbo	7.44%	-0.06	0.00
7/6 SOFR	6.81%	-0.19	0.00
30YR VA	6.97%	-0.10	0.00

Rates as of: 11/20

MBS and Treasury

	Price / Yield	Change
MBS UMBS 6.0	99.51	+0.41
10 YR Treasury	4.9403	-0.1033
30 YR Treasury	5.3324	-0.0738

Pricing as of: 11/20 5:59PM EST

Recent Housing Data

		Value	Change
Mortgage Apps	Nov 11	199.8	-2.35%
Building Permits	Oct	1.3M	-7.5%
Housing Starts	Oct	1.31M	+7.21%
New Home Sales	Sep	676K	-1.17%
Pending Home Sales	Oct	63	-4.69%
Existing Home Sales	Oct	3.99M	+0.25%
Builder Confidence	Nov	25	-13.79%

© 2026 MBS Live, LLC. - This newsletter is a service of MarketNewsletters.com.

The interest rates provided in this newsletter are national averages from independent data sources. Rate/APR terms may differ from those listed above based on the creditworthiness of the borrower. All information provided "as is" for informational purposes only, not intended for trading purposes or financial advice.

Read or subscribe to my newsletter online at: http://housingne.ws/mvloans

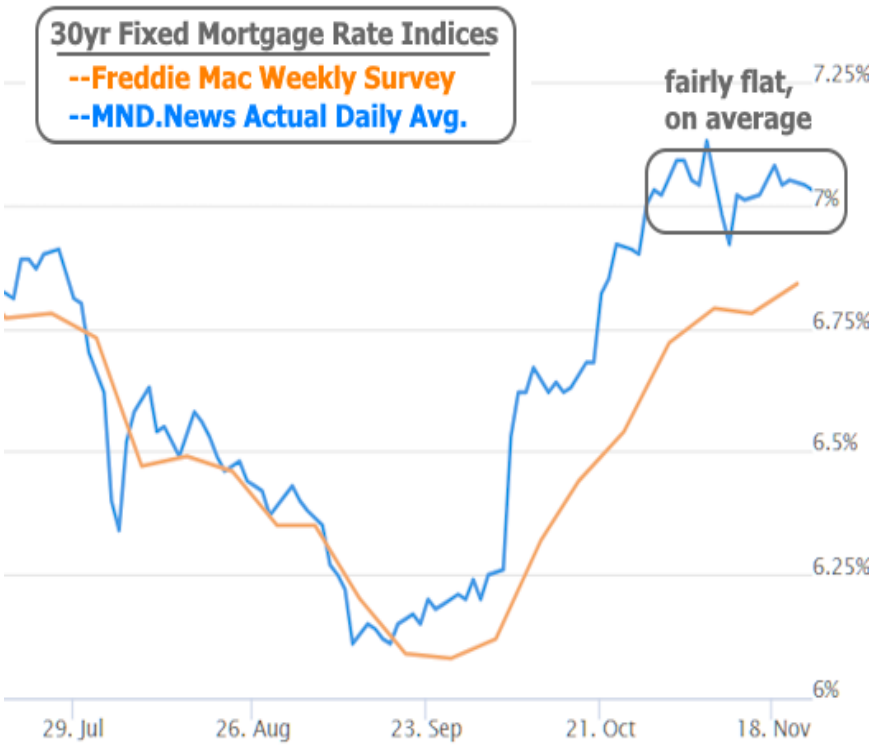

"Flat" is the best victory that we could have hoped for in the near term. Rates will need convincing if they are to move lower in a meaningful way and there are only so many potential sources of inspiration. At the top of that list are things like the monthly jobs report, inflation reports, and other top tier economic data.

That means that markets must wait until these big ticket economic reports are released in the first 2 weeks of December. We're more likely to be in a holding pattern until then, although some of next week's data has a spotty track record of surprising the market. Random volatility is also a slightly bigger risk on major holiday weeks.

If the rate market has been in a holding pattern for a few weeks, the broader housing market is not impressed. Sales and sentiment metrics have been sideways at depressed levels for many months. Incidentally, interest rates deserve a good amount of the blame.

For example, there is normally strong correlation between housing sentiment metrics and hard numbers in sales and construction. That correlation hasn't been well behaved for roughly 2 years now. This week brought fresh examples in the sentiment index for homebuilders and updated residential construction numbers. In the chart below, housing starts are merely back to pre-pandemic highs, but builder confidence is still swooning.

© 2026 MBS Live, LLC. - This newsletter is a service of MarketNewsletters.com.

The interest rates provided in this newsletter are national averages from independent data sources. Rate/APR terms may differ from those listed above based on the creditworthiness of the borrower. All information provided "as is" for informational purposes only, not intended for trading purposes or financial advice.

Read or subscribe to my newsletter online at: http://housingne.ws/mvloans

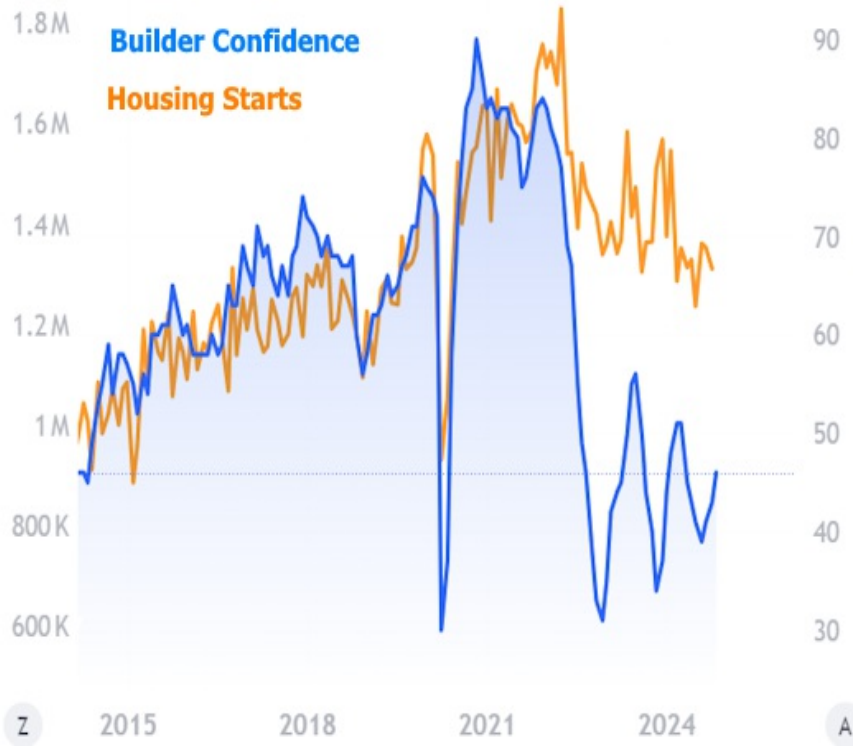

It's only when we bring interest rates into the mix that we can account for the otherwise mysterious lag in builder confidence. The vertical moments of the bigger-picture rate spike line up perfectly with the vertical drop in confidence.

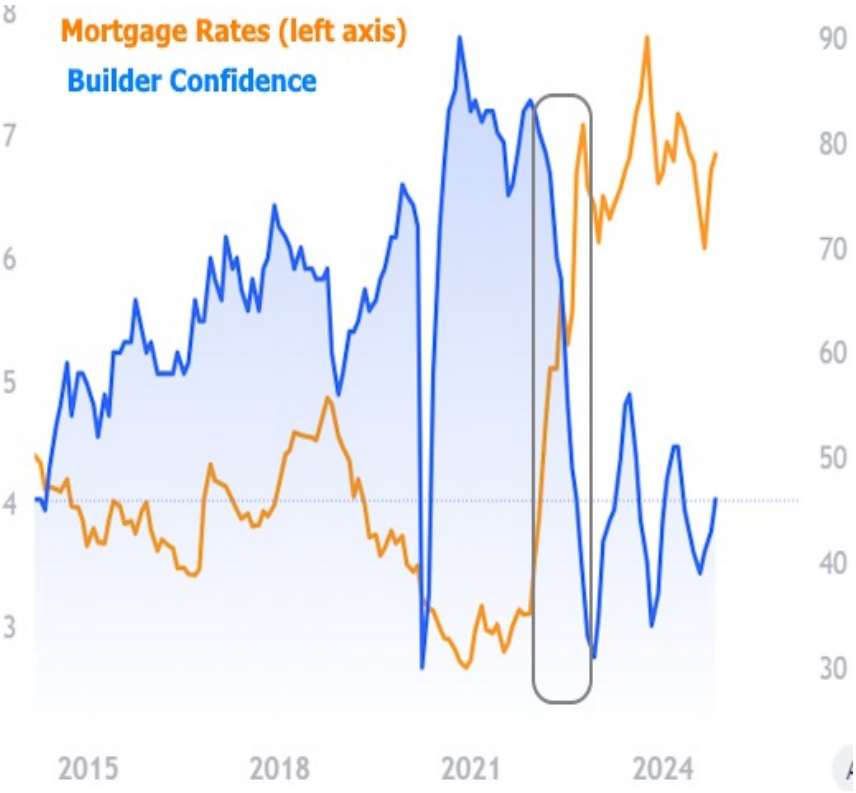

It's the same for Existing Home Sales numbers--also reported this week... also kicking around lower levels for the last 2 years.

© 2026 MBS Live, LLC. - This newsletter is a service of MarketNewsletters.com.

The interest rates provided in this newsletter are national averages from independent data sources. Rate/APR terms may differ from those listed above based on the creditworthiness of the borrower. All information provided "as is" for informational purposes only, not intended for trading purposes or financial advice.

Read or subscribe to my newsletter online at: http://housingne.ws/mvloans



The "nice" thing about long term charts like this is that they offer hope. Of course there are no guarantees about how markets will perform in the future, but these patterns are consistent with past examples of rates finding a long term ceiling and housing metrics finding a long term low.

Subscribe to my newsletter online at: http://housingne.ws/mvloans

Recent Economic Data

Date	Event	Actual	Forecast	Prior
Monday, Nov 18				
10:00AM	Nov NAHB housing market indx	46	44	43
Tuesday, Nov 19				
8:30AM	Oct Building permits: number (ml)	1.416M	1.43M	1.425M
8:30AM	Oct Housing starts number mm (ml)	1.311M	1.33M	1.354M
Wednesday, Nov 20				
7:00AM	Nov/15 MBA Purchase Index	136.0		133.3
7:00AM	Nov/15 MBA Refi Index	514.9		506.0
Thursday, Nov 21				
8:30AM	Nov/16 Jobless Claims (k)	213K	220K	217K
8:30AM	Nov Philly Fed Business Index	-5.5	8	10.3
10:00AM	Oct Existing home sales (ml)	3.96M	3.93M	3.84M
Friday, Nov 22				
9:45AM	Nov S&P Global Services PMI	57.0	55.2	55.0
9:45AM	Nov S&P Global Manuf. PMI	48.8	48.8	48.5
10:00AM	Nov Consumer Sentiment (ip)	71.8	73.7	70.5
Tuesday, Nov 26				
9:00AM	Sep Case Shiller Home Prices-20 y/y (%)	4.6%	4.8%	5.2%
9:00AM	Sep FHFA Home Prices y/y (%)	4.4%		4.2%
2:00PM	FOMC Minutes			
Wednesday, Nov 27				
8:30AM	Oct Durable goods (%)	0.2%	0.5%	-0.7%

Event Importance:

No Stars = Insignificant
☆ Low
★ Moderate
★★ Important
★★ Very Important

© 2026 MBS Live, LLC. - This newsletter is a service of MarketNewsletters.com.

The interest rates provided in this newsletter are national averages from independent data sources. Rate/APR terms may differ from those listed above based on the creditworthiness of the borrower. All information provided "as is" for informational purposes only, not intended for trading purposes or financial advice.

Read or subscribe to my newsletter online at: http://housingne.ws/mvloans

Date	Event	Actual	Forecast	Prior
8:30AM	Q3 Core PCE Prices QoQ Final	2.1%	2.2%	2.8%
8:30AM	Q3 GDP (%)	2.8%	2.8%	3%
8:30AM	Nov/23 Jobless Claims (k)	213K	216K	213K
9:45AM	Nov Chicago PMI	40.2	44	41.6
10:00AM	Oct Pending Home Sales (%)	2%	-2%	7.4%
10:00AM	Oct Core PCE (m/m) (%)	0.3%	0.3%	0.3%
10:00AM	Oct Core PCE Inflation (y/y) (%)	2.8%	2.8%	2.7%
Thursday, Nov 28				
12:00AM	Thanksgiving Day			

Who is Mid Valley Financial?

Since 1985, Mid Valley Financial has been a trusted partner for complex real estate financing solutions. We specialize in handling unique and challenging loan scenarios, including those with non-traditional income or asset documentation. Our expertise in hard money and private money lending offers quick funding and flexible terms for real estate investors, business owners, and agricultural operators. Whether you need funds for purchasing, renovating, or refinancing properties, our experienced team is here to help.

Beyond hard money lending, we offer a comprehensive suite of competitively priced home loan options, including conventional, FHA, VA, and jumbo loans. So whether you are a first-time homebuyer, looking to secure the family estate or vacation property, or have unique financial circumstances, our experienced team can help you find the best solution.

Our commitment to exceptional customer service and innovative financing solutions has made us one of the leading direct lenders and mortgage brokers in the California real estate market. With a proven track record of success and a focus on building long-term relationships, we're here to help you achieve your financial goals.

Mid Valley Financial

EQUAL HOUSING LENDER

EQUAL HOUSING OPPORTUNITY

© 2026 MBS Live, LLC. - This newsletter is a service of MarketNewsletters.com.

The interest rates provided in this newsletter are national averages from independent data sources. Rate/APR terms may differ from those listed above based on the creditworthiness of the borrower. All information provided "as is" for informational purposes only, not intended for trading purposes or financial advice.

Read or subscribe to my newsletter online at: http://housingne.ws/mvloans