Mid Valley Financial
Mortgage Banker, Since 1985
Broker CA DRE#01206057 | NMLS ID#219418
7644 N. Palm Avenue Fresno, CA 93711

Office: (559) 432-8221
Mobile: (559) 432-8221
info@mvloans.com
View My Website

Biggest Weekly Jump For Rates In Quite a While. Will it Keep Going or Calm Down?

Whether we're talking about mortgage rates or a quintessential yard stick of the rate world like the 10yr Treasury yield, it was the roughest week in quite a while.

Nearly every corner of the market continues reacting in volatile fashion to last week's tariff announcement and the subsequent updates. Momentum toward higher rates took on a life of its own this week for laundry list of mostly esoteric reasons.



Meanwhile, the typical sources of market inspiration fell on deaf ears. Notably, both of this week's inflation reports were much lower than expected. That would typically be great news, but instead, rates kept on moving relentlessly higher.

When it comes to 10yr Treasuries, you would need to go back to 1981 to see a bigger jump.

National Average Mortgage Rates



Mortgage News Daily	Rate	Change	Points
30YR Fixed	7.33%	-0.12	0.00
15YR Fixed	6.89%	-0.10	0.00
30YR FHA	6.95%	-0.10	0.00
30YR Jumbo	7.44%	-0.06	0.00
7/6 SOFR	6.81%	-0.19	0.00
30YR VA	6.97%	-0.10	0.00

Rates as of: 11/20

MBS and Treasury

	Price / Yield	Change
MBS UMBS 6.0	99.51	+0.41
10 YR Treasury	4.9403	-0.1033
30 YR Treasury	5.3324	-0.0738

Pricing as of: 11/20 5:59PM EST

Recent Housing Data

		Value	Change
Mortgage Apps	Nov 11	199.8	-2.35%
Building Permits	Oct	1.3M	-7.5%
Housing Starts	Oct	1.31M	+7.21%
New Home Sales	Sep	676K	-1.17%
Pending Home Sales	Oct	63	-4.69%
Existing Home Sales	Oct	3.99M	+0.25%
Builder Confidence	Nov	25	-13.79%

© 2026 MBS Live, LLC. - This newsletter is a service of MarketNewsletters.com.

The interest rates provided in this newsletter are national averages from independent data sources. Rate/APR terms may differ from those listed above based on the creditworthiness of the borrower. All information provided "as is" for informational purposes only, not intended for trading purposes or financial advice.

Read or subscribe to my newsletter online at: http://housingne.ws/mvloans

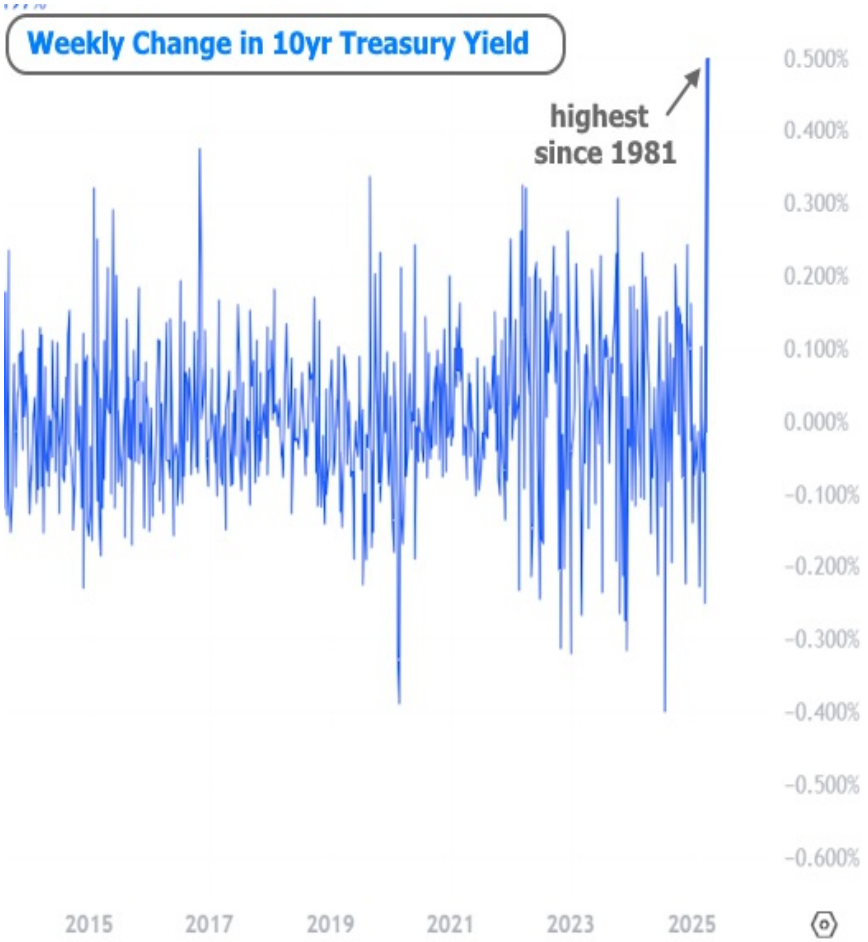

Is this alarming? Does it suggest that some massive shift is taking place that will re-write the global economic order?

Some would say yes. Others would laugh. Many would be somewhere in between with quite a few qualifying ideas. No one would deny that the answer ultimately depends on things that have yet to happen.

One great way to find some perspective is to consider the 1 week chart of 10yr Treasury yields above against a 2 week chart below. In other words, it's the exact same data, but over a 2 week time frame instead of week-over-week. Spoiler alert: it's not ideal, but definitely not as alarming as the first chart.

© 2026 MBS Live, LLC. - This newsletter is a service of MarketNewsletters.com.

The interest rates provided in this newsletter are national averages from independent data sources. Rate/APR terms may differ from those listed above based on the creditworthiness of the borrower. All information provided "as is" for informational purposes only, not intended for trading purposes or financial advice.

Read or subscribe to my newsletter online at: http://housingne.ws/mvloans

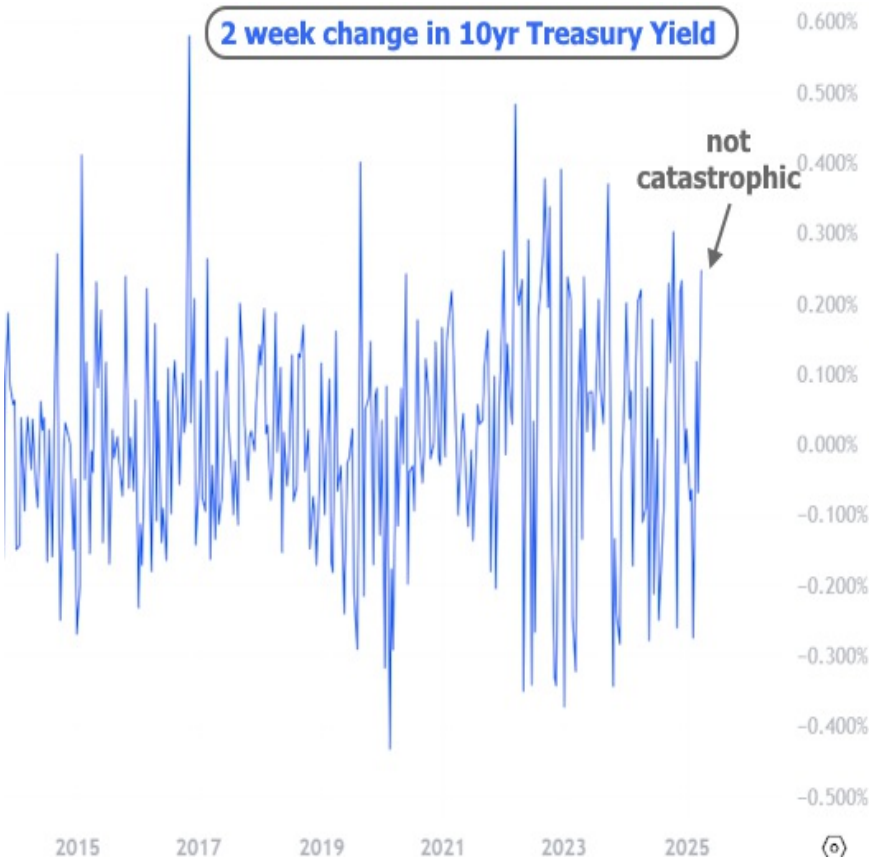

With that in mind, there's a lot riding on the coming week and a half to flesh out the bigger picture. In the meantime, mortgage rates are definitely elevated--much more so than the typical news article has yet conveyed.

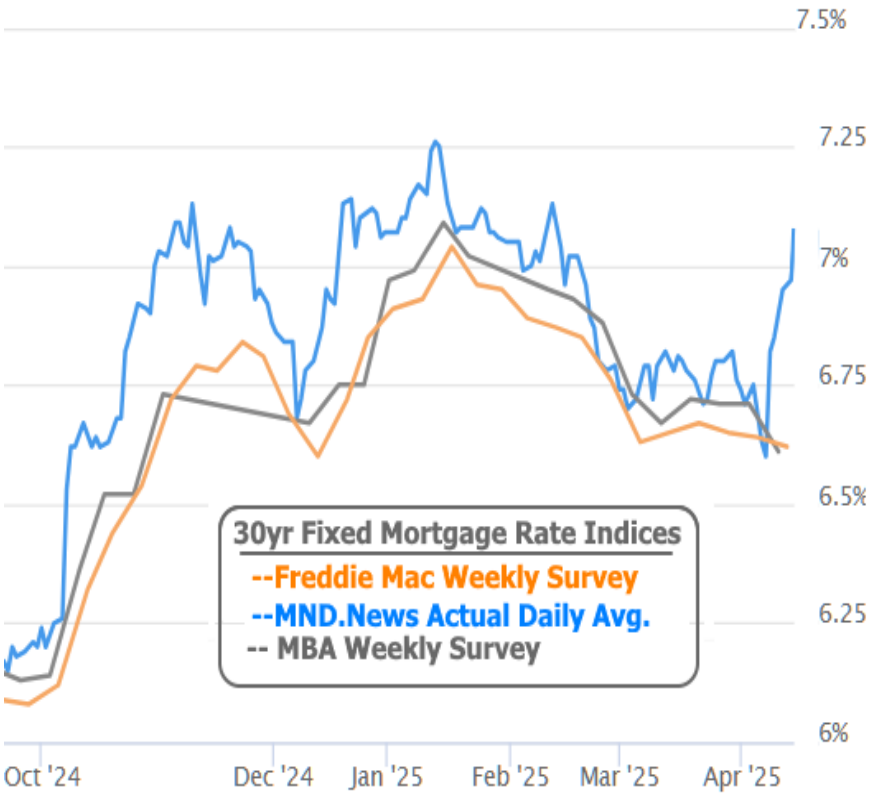

© 2026 MBS Live, LLC. - This newsletter is a service of MarketNewsletters.com.

The interest rates provided in this newsletter are national averages from independent data sources. Rate/APR terms may differ from those listed above based on the creditworthiness of the borrower. All information provided "as is" for informational purposes only, not intended for trading purposes or financial advice.

Read or subscribe to my newsletter online at: http://housingne.ws/mvloans

In the chart above, it's normal for the blue line to generally operate above the other two. The important observation is the extent to which big moves in the blue line (actual daily average rates) lead subsequent moves in the other lines (surveys that have a reporting lag). Unfortunately, many news outlets report on the weekly surveys as if those rates are still available. Instead, they're just a look back to what was available last week.

Here too, there's perspective. After all, mortgage rates were noticeably higher just a few months ago. Moreover, we've certainly seen a few weeks with a 0.50% jump over the past few years. So the question remains: will the coming weeks add insult to injury, or will they help mellow out the bigger picture message? The answer can't be known today. The best bet is to understand the potential for additional volatility and be prepared to react accordingly.

Subscribe to my newsletter online at: http://housingne.ws/mvloans

Recent Economic Data

Date	Event	Actual	Forecast	Prior
Wednesday, Apr 09				
7:00AM	Apr/04 MBA Purchase Index	172.7		158.2
7:00AM	Apr/04 MBA Refi Index	961.4		710.4
2:00PM	FOMC Minutes			
Thursday, Apr 10				
8:30AM	Mar y/y Headline CPI (%)	2.4%	2.6%	2.8%
8:30AM	Mar m/m Headline CPI (%)	-0.1%	0.1%	0.2%
8:30AM	Mar y/y CORE CPI (%)	2.8%	3%	3.1%
8:30AM	Mar m/m CORE CPI (%)	0.1%	0.3%	0.2%
8:30AM	Apr/05 Jobless Claims (k)	223K	223K	219K
Friday, Apr 11				
8:30AM	Mar Core Producer Prices YY (%)	3.3%	3.6%	3.4%
8:30AM	Mar Core Producer Prices MM (%)	-0.1%	0.3%	-0.1%
8:30AM	Mar Producer Prices (%)	-0.4%	0.2%	0%
10:00AM	Apr Sentiment: 1y Inflation (%)	6.7%		5%
10:00AM	Apr Sentiment: 5y Inflation (%)	4.4%		4.1%
10:00AM	Apr Consumer Sentiment (ip)	50.8	54.5	57.0
Monday, Apr 14				
11:00AM	Mar Consumer Inflation Expectations	3.6%		3.1%
Tuesday, Apr 15				
8:30AM	Apr NY Fed Manufacturing	-8.10	-14.5	-20.00
Wednesday, Apr 16				
8:30AM	Mar Retail Sales Control Group MoM	0.4%	0.6%	1%
8:30AM	Mar Retail Sales (%)	1.4%	1.3%	0.2%
9:15AM	Mar Industrial Production (%)	-0.3%	-0.2%	0.7%
10:00AM	Apr NAHB housing market indx	40	37	39
Thursday, Apr 17				

Event Importance:

No Stars = Insignificant
☆ Low
★ Moderate
★★ Important
★★ Very Important

© 2026 MBS Live, LLC. - This newsletter is a service of MarketNewsletters.com.

The interest rates provided in this newsletter are national averages from independent data sources. Rate/APR terms may differ from those listed above based on the creditworthiness of the borrower. All information provided "as is" for informational purposes only, not intended for trading purposes or financial advice.

Read or subscribe to my newsletter online at: http://housingne.ws/mvloans

Date	Event	Actual	Forecast	Prior
8:30AM	Apr/12 Jobless Claims (k)	215K	225K	223K
8:30AM	Mar Building Permits (ml)	1.482M	1.45M	1.459M
8:30AM	Mar Housing starts number mm (ml)	1.324M	1.42M	1.501M
8:30AM	Apr Philly Fed Business Index	-26.4	2	12.5
2:00PM	Good Friday Eve			
Friday, Apr 18				
12:00AM	Good Friday			

Who is Mid Valley Financial?

Since 1985, Mid Valley Financial has been a trusted partner for complex real estate financing solutions. We specialize in handling unique and challenging loan scenarios, including those with non-traditional income or asset documentation. Our expertise in hard money and private money lending offers quick funding and flexible terms for real estate investors, business owners, and agricultural operators. Whether you need funds for purchasing, renovating, or refinancing properties, our experienced team is here to help.

Beyond hard money lending, we offer a comprehensive suite of competitively priced home loan options, including conventional, FHA, VA, and jumbo loans. So whether you are a first-time homebuyer, looking to secure the family estate or vacation property, or have unique financial circumstances, our experienced team can help you find the best solution.

Our commitment to exceptional customer service and innovative financing solutions has made us one of the leading direct lenders and mortgage brokers in the California real estate market. With a proven track record of success and a focus on building long-term relationships, we're here to help you achieve your financial goals.

Mid Valley Financial MVF

EQUAL HOUSING LENDER

EQUAL HOUSING OPPORTUNITY

© 2026 MBS Live, LLC. - This newsletter is a service of MarketNewsletters.com.

The interest rates provided in this newsletter are national averages from independent data sources. Rate/APR terms may differ from those listed above based on the creditworthiness of the borrower. All information provided "as is" for informational purposes only, not intended for trading purposes or financial advice.

Read or subscribe to my newsletter online at: http://housingne.ws/mvloans