Mid Valley Financial
Mortgage Banker, Since 1985
Broker CA DRE#01206057 | NMLS ID#219418
7644 N. Palm Avenue Fresno, CA 93711

Office: (559) 432-8221
Mobile: (559) 432-8221
info@mvloans.com
View My Website

Best Month For Home Price Gains in Over a Year, But Context Matters

This week's newsletter is all about context when it comes to economic data and market movement. One point of view may provide a clear takeaway while zooming out completely changes the picture.

Let's start with an easy one. The early January mortgage rate rally led to an obvious surge in refinance applications. Taken together with the mini refi boom in September 2025, things look pretty active, even after accounting for last week's modest decline from the highs.

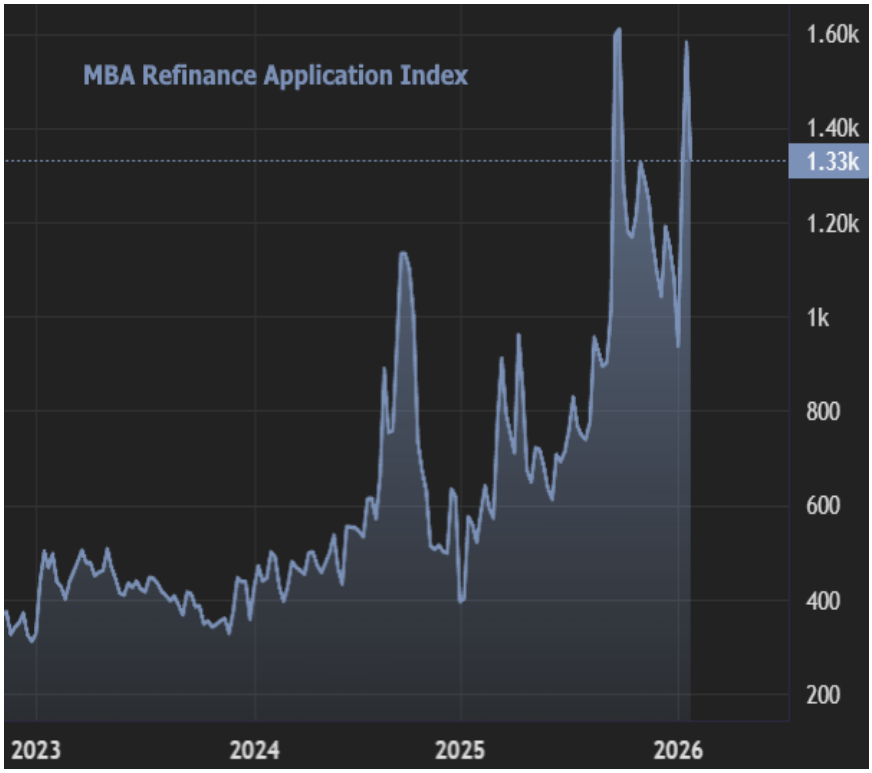

But if we zoom out to include history's **actual refi booms**, we find that the present example--while still a meaningful improvement from where we were--merely gets us back in line with historical lows.

National Average Mortgage Rates



Mortgage News Daily	Rate	Change	Points
30YR Fixed	7.33%	-0.12	0.00
15YR Fixed	6.89%	-0.10	0.00
30YR FHA	6.95%	-0.10	0.00
30YR Jumbo	7.44%	-0.06	0.00
7/6 SOFR	6.81%	-0.19	0.00
30YR VA	6.97%	-0.10	0.00

Rates as of: 11/20

MBS and Treasury

	Price / Yield	Change
MBS UMBS 6.0	99.51	+0.41
10 YR Treasury	4.9403	-0.1033
30 YR Treasury	5.3324	-0.0738

Pricing as of: 11/20 5:59PM EST

Recent Housing Data

		Value	Change
Mortgage Apps	Nov 11	199.8	-2.35%
Building Permits	Oct	1.3M	-7.5%
Housing Starts	Oct	1.31M	+7.21%
New Home Sales	Sep	676K	-1.17%
Pending Home Sales	Oct	63	-4.69%
Existing Home Sales	Oct	3.99M	+0.25%
Builder Confidence	Nov	25	-13.79%

© 2026 MBS Live, LLC. - This newsletter is a service of MarketNewsletters.com.

The interest rates provided in this newsletter are national averages from independent data sources. Rate/APR terms may differ from those listed above based on the creditworthiness of the borrower. All information provided "as is" for informational purposes only, not intended for trading purposes or financial advice.

Read or subscribe to my newsletter online at: http://housingne.ws/mvloans

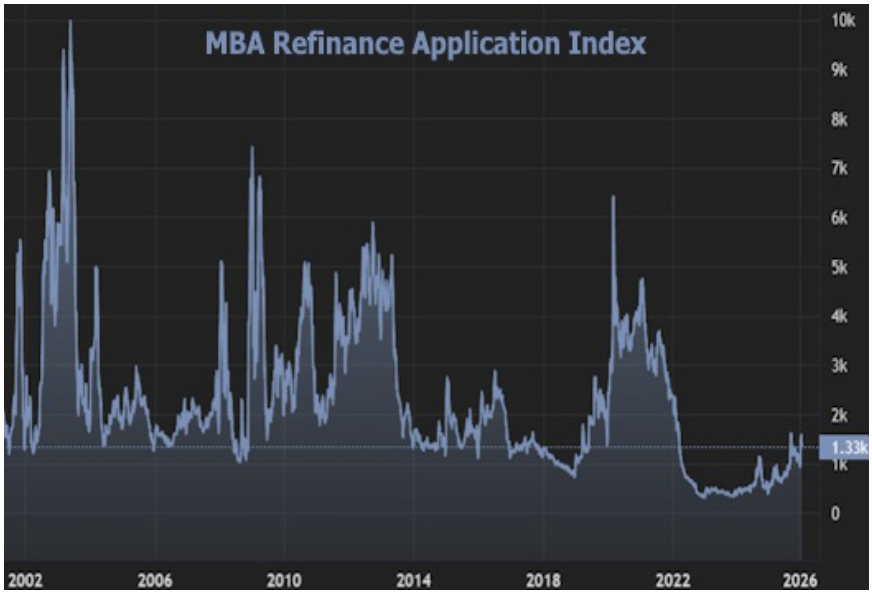

Context is important here too, because for most of the time seen in the chart above, rates were declining from all-time highs in the early 1980s. As such, there were rolling opportunities to refinance again and again. With rates hitting all-time lows in 2021 and moving higher since then, the only decent refi opportunities have been for those who bought new homes when rates were higher over the past few years.

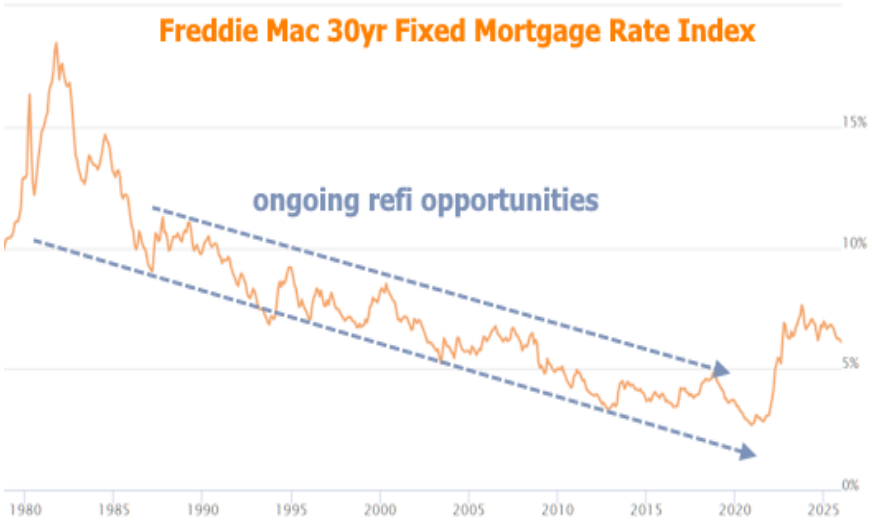

Similar caveats apply when it comes to home prices. In data released this week, home prices appreciated at their fastest monthly pace in over a year.

© 2026 MBS Live, LLC. - This newsletter is a service of MarketNewsletters.com.

The interest rates provided in this newsletter are national averages from independent data sources. Rate/APR terms may differ from those listed above based on the creditworthiness of the borrower. All information provided "as is" for informational purposes only, not intended for trading purposes or financial advice.

Read or subscribe to my newsletter online at: http://housingne.ws/mvloans

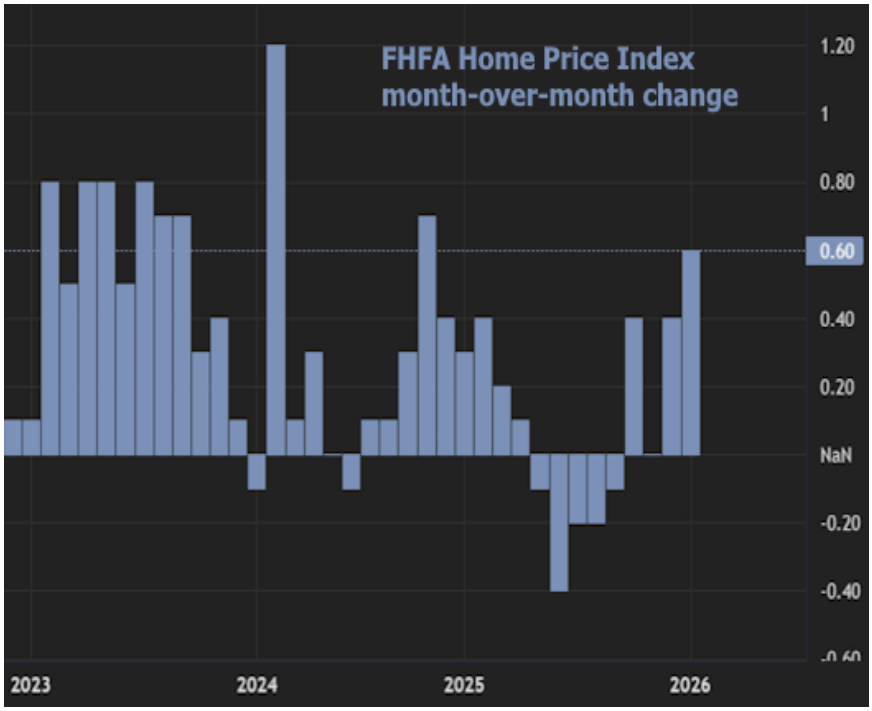

Zooming out to a wider frame of reference is only the first of several "yeah buts," and it shows prices simply enjoyed what had historically been a decent month of improvement.

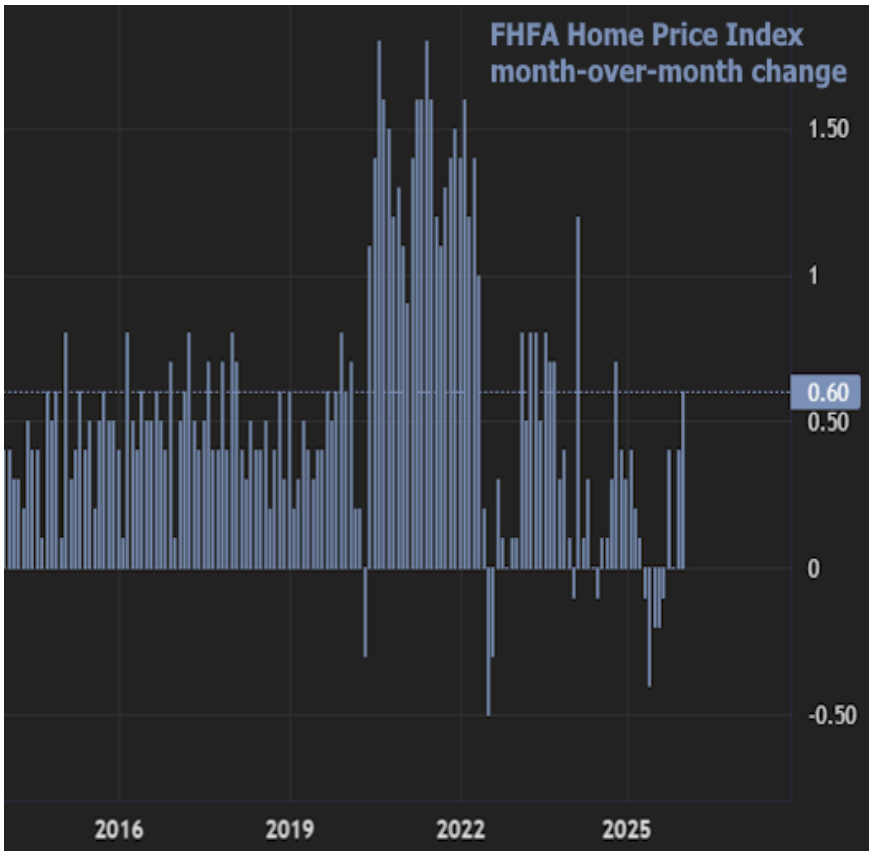

© 2026 MBS Live, LLC. - This newsletter is a service of MarketNewsletters.com.

The interest rates provided in this newsletter are national averages from independent data sources. Rate/APR terms may differ from those listed above based on the creditworthiness of the borrower. All information provided "as is" for informational purposes only, not intended for trading purposes or financial advice.

Read or subscribe to my newsletter online at: http://housingne.ws/mvloans

So is this a result of the recent drop in rates? Not exactly. In fact, that question could only really be asked of September's drop in rates because the home price data is for the month of November. Prices don't have a lot of immediate sensitivity to rates in general. If the most recent rate rally made a difference, it'll be 2-3 months before it shows up in the data.

The 3rd caveat on the price data is that month-to-month charts aren't as useful as year-over-year charts in capturing broad trends. The following chart has the same FHFA home price index seen above, but expressed in year-over-year terms. In other words, this is the annual pace of home price appreciation--still positive, but the slowest growth since the financial crisis.



If the chart above gives you any sort of downbeat feeling about home prices, don't stress out too much. The next chart is the same exact data, in completely raw format. In other words, the previous charts have captured percent in monthly or annual terms. This chart is the underlying data that's being measured: the actual FHFA Home Price Index.

© 2026 MBS Live, LLC. - This newsletter is a service of MarketNewsletters.com.

The interest rates provided in this newsletter are national averages from independent data sources. Rate/APR terms may differ from those listed above based on the creditworthiness of the borrower. All information provided "as is" for informational purposes only, not intended for trading purposes or financial advice.

Read or subscribe to my newsletter online at: http://housingne.ws/mvloans



Yep, that's at all time highs--just not surging higher as fast as it had been (which may be a good thing, depending on one's thoughts on sustainability).

Context matters in financial markets too. If we only look at this week in the rate market, US Treasuries suggest things were fairly volatile--perhaps with some reaction to Wednesday's Fed Announcement.

© 2026 MBS Live, LLC. - This newsletter is a service of MarketNewsletters.com.

The interest rates provided in this newsletter are national averages from independent data sources. Rate/APR terms may differ from those listed above based on the creditworthiness of the borrower. All information provided "as is" for informational purposes only, not intended for trading purposes or financial advice.

Read or subscribe to my newsletter online at: http://housingne.ws/mvloans

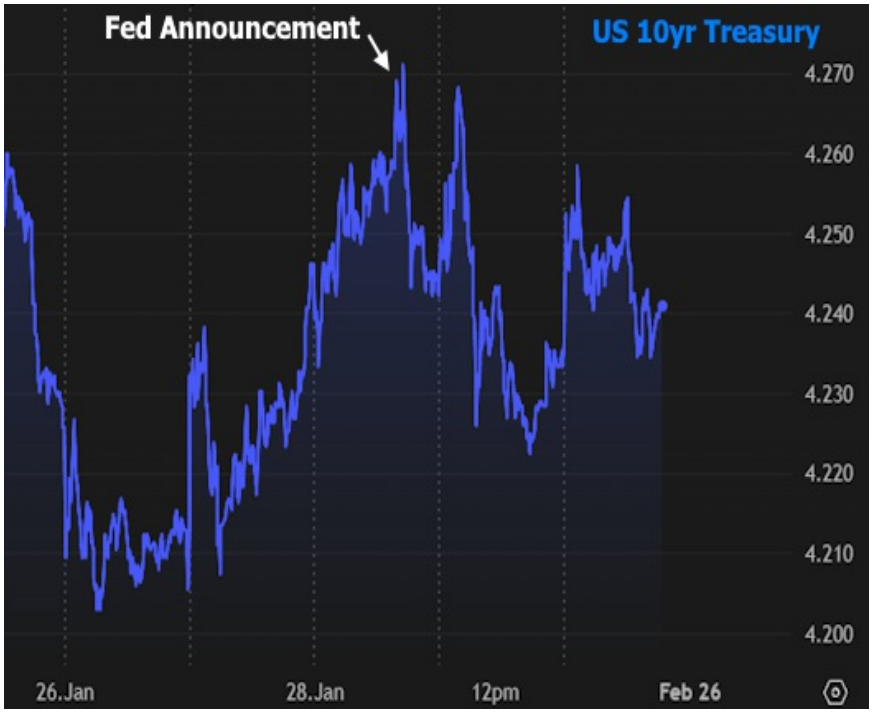

In the slightly bigger picture, bonds/rates are just consolidating after the more violent breakout seen last Monday. In fact, none of this week's economic data or other scheduled events had a huge impact.

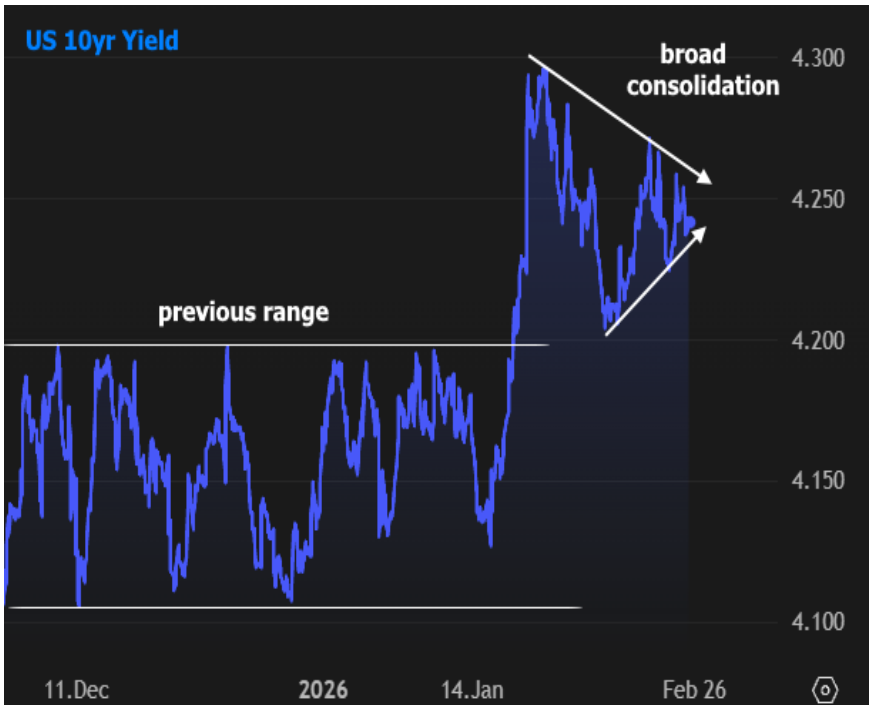

There's more legitimate opportunity for data-driven volatility in the week ahead as it brings the month's most important slate of economic reports. Strong supporting actors include ISM reports on manufacturing and services (Mon/Wed), Job Openings (Tue), and ADP Payrolls (Wed). As always, the heaviest hitter of all in terms of potential volatility will be Friday's big jobs report.

Subscribe to my newsletter online at: http://housingne.ws/mvloans

© 2026 MBS Live, LLC. - This newsletter is a service of MarketNewsletters.com.

The interest rates provided in this newsletter are national averages from independent data sources. Rate/APR terms may differ from those listed above based on the creditworthiness of the borrower. All information provided "as is" for informational purposes only, not intended for trading purposes or financial advice.

Read or subscribe to my newsletter online at: http://housingne.ws/mvloans

Recent Economic Data

Date	Event	Actual	Forecast	Prior
Monday, Jan 26				
8:30AM	Nov Durable goods (%)	5.3%	3.7%	-2.2%
Tuesday, Jan 27				
8:15AM	ADP Employment Change Weekly	7.75K		8.0K
9:00AM	Nov FHFA Home Prices y/y (%)	1.9%		1.7%
9:00AM	Nov Case Shiller Home Prices-20 y/y (%)	1.4%	1.2%	1.3%
10:00AM	Jan CB Consumer Confidence (%)	84.5	90.9	89.1
Wednesday, Jan 28				
7:00AM	Jan/23 MBA Purchase Index	193.3		194.1
7:00AM	Jan/23 MBA Refi Index	1332.2		1580.8
2:00PM	Fed Interest Rate Decision	3.75%	3.75%	3.75%
2:30PM	Powell Press Conference			
Thursday, Jan 29				
8:30AM	Nov Trade Gap (bl)	$-56.8B	$-40.5B	$-29.4B
8:30AM	Jan/24 Jobless Claims (k)	209K	205K	200K
8:30AM	Q3 Nonfarm Productivity QoQ Final	4.9%	4.9%	4.1%
8:30AM	Q3 Unit Labour Costs QoQ Final	-1.9%	-1.9%	-2.9%
10:00AM	Nov Factory orders mm (%)	2.7%	1.6%	-1.3%
Friday, Jan 30				
8:30AM	Dec Core PPI m/m (%)	0.7%	0.2%	0%
8:30AM	Dec Core PPI y/y (%)	3.3%	2.9%	3%
9:45AM	Jan Chicago PMI	54.0	44	43.5
Monday, Feb 02				
10:00AM	Jan ISM Manufacturing PMI	52.6	48.5	47.9
Wednesday, Feb 04				
8:15AM	Jan ADP jobs (k)	22K	48K	41K
10:00AM	Jan ISM N-Mfg PMI	53.8	53.5	54.4
Thursday, Feb 05				
8:30AM	Jan/31 Jobless Claims (k)	231K	212K	209K
10:00AM	Dec USA JOLTS Job Openings (ml)	6.542M	7.2M	7.146M
Wednesday, Feb 11				
8:30AM	Jan Unemployment rate mm (%)	4.3%	4.4%	4.4%
8:30AM	Jan Non Farm Payrolls (k)	130K	70K	50K
Monday, Feb 23				
10:00AM	Dec Factory orders mm (%)	-0.7%	-0.5%	2.7%
Friday, Feb 27				
10:00AM	Nov Construction spending (%)	-0.2%	0.2%	0.5%

Event Importance:

No Stars = Insignificant
☆ Low
★ Moderate
★★ Important
★★ Very Important

© 2026 MBS Live, LLC. - This newsletter is a service of MarketNewsletters.com.

The interest rates provided in this newsletter are national averages from independent data sources. Rate/APR terms may differ from those listed above based on the creditworthiness of the borrower. All information provided "as is" for informational purposes only, not intended for trading purposes or financial advice.

Read or subscribe to my newsletter online at: http://housingne.ws/mvloans

Who is Mid Valley Financial?

Since 1985, Mid Valley Financial has been a trusted partner for complex real estate financing solutions. We specialize in handling unique and challenging loan scenarios, including those with non-traditional income or asset documentation. Our expertise in hard money and private money lending offers quick funding and flexible terms for real estate investors, business owners, and agricultural operators. Whether you need funds for purchasing, renovating, or refinancing properties, our experienced team is here to help.

Beyond hard money lending, we offer a comprehensive suite of competitively priced home loan options, including conventional, FHA, VA, and jumbo loans. So whether you are a first-time homebuyer, looking to secure the family estate or vacation property, or have unique financial circumstances, our experienced team can help you find the best solution.

Our commitment to exceptional customer service and innovative financing solutions has made us one of the leading direct lenders and mortgage brokers in the California real estate market. With a proven track record of success and a focus on building long-term relationships, we're here to help you achieve your financial goals.

Mid Valley Financial MVF

EQUAL HOUSING LENDER

EQUAL HOUSING OPPORTUNITY

© 2026 MBS Live, LLC. - This newsletter is a service of MarketNewsletters.com.

The interest rates provided in this newsletter are national averages from independent data sources. Rate/APR terms may differ from those listed above based on the creditworthiness of the borrower. All information provided "as is" for informational purposes only, not intended for trading purposes or financial advice.

Read or subscribe to my newsletter online at: http://housingne.ws/mvloans