



## Mid Valley Financial

Mortgage Banker, Since 1985

Broker CA DRE#01206057 | NMLS ID#219418

7644 N. Palm Avenue Fresno, CA 93711

Office: (559) 432-8221

Mobile: (559) 432-8221

Fax: (559) 432-8298

[info@mvloans.com](mailto:info@mvloans.com)

[View My Website](#)

## Is The Housing Market Booming Again?

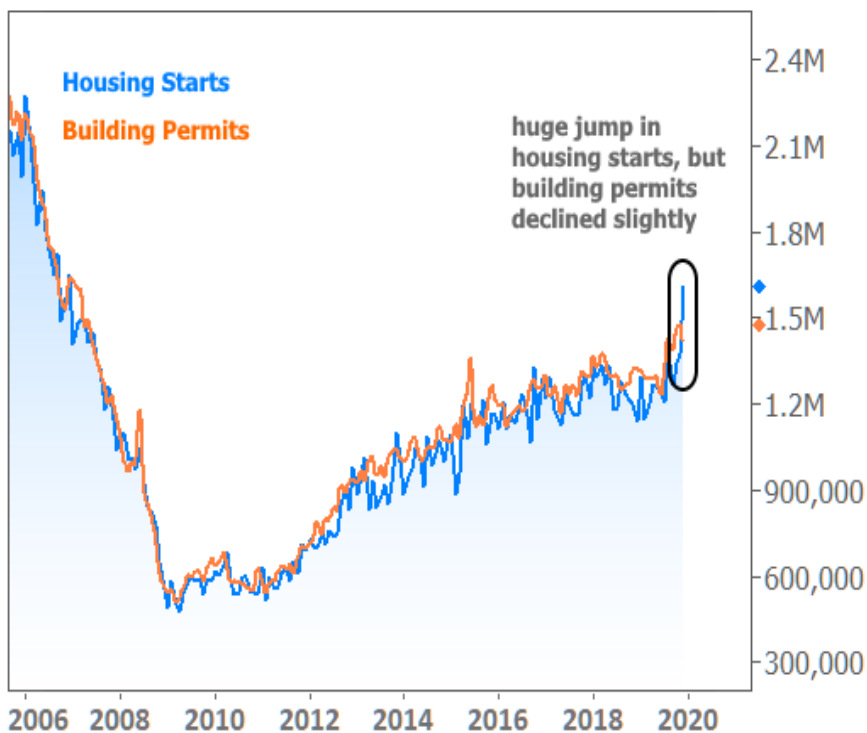
The last housing boom didn't end so well for many Americans. That "B" word is being thrown around again at the start of 2020, but things are very different this time around.

### Why are people saying housing is booming?

Due to a combination of rising rates and economic uncertainty, housing entered a bit of a lull in 2018 and didn't really begin to pull out of it until rates began to drop in 2019. In the second half of the year, that recovery transitioned to something more aggressive and many housing metrics surpassed their previous highs for this cycle.

Now at the beginning of 2020, a few pieces of data have shot up at a surprisingly fast pace. This week's examples include housing starts (a term that refers to the ground-breaking phase of new construction, after a builder has obtained permits) and mortgage applications.

The following chart shows housing starts and building permits. Notice the surge in starts even as permits declined slightly.



## National Average Mortgage Rates



	Rate	Change	Points
<b>Mortgage News Daily</b>			
30 Yr. Fixed	6.89%	0.00	0.00
15 Yr. Fixed	6.33%	+0.01	0.00
30 Yr. FHA	6.33%	+0.01	0.00
30 Yr. Jumbo	7.05%	0.00	0.00
5/1 ARM	6.58%	0.00	0.00

### Freddie Mac

30 Yr. Fixed	6.77%	-0.09	0.00
15 Yr. Fixed	6.05%	-0.11	0.00

Rates as of: 7/22

### Market Data

	Price / Yield	Change
MBS UMBS 5.5	99.39	-0.01
MBS GNMA 5.5	99.78	+0.00
10 YR Treasury	4.2374	-0.0151
30 YR Treasury	4.4575	-0.0150

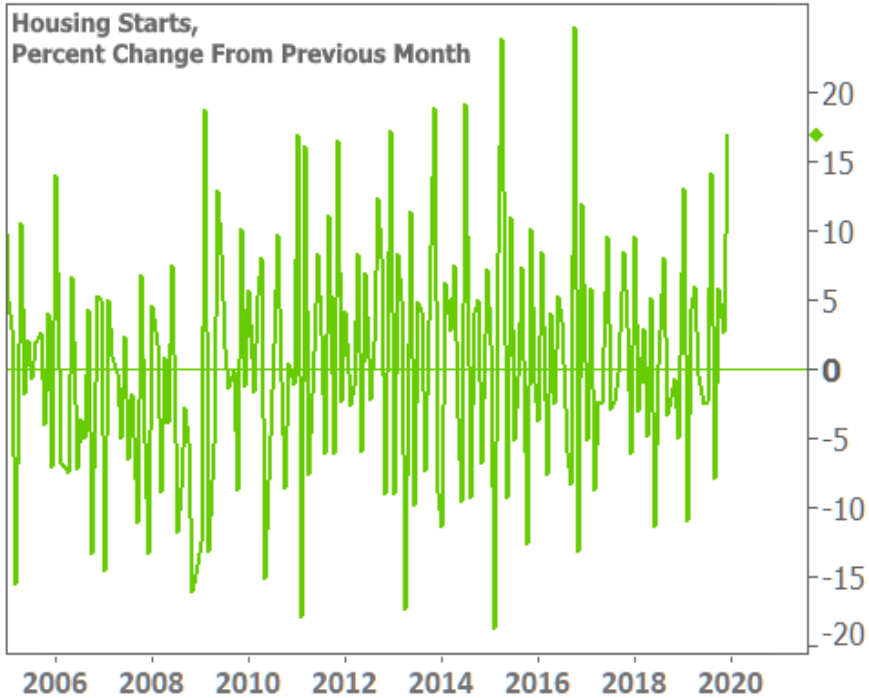
Pricing as of: 7/23 4:53AM EST

### Recent Housing Data

		Value	Change
Mortgage Apps	Jul 10	206.1	-0.19%
Building Permits	Mar	1.46M	-3.95%
Housing Starts	Mar	1.32M	-13.15%
New Home Sales	Mar	693K	+4.68%
Pending Home Sales	Feb	75.6	+1.75%
Existing Home Sales	Feb	3.97M	-0.75%
Builder Confidence	Mar	51	+6.25%

# US Housing Market Weekly

To be sure, this is a blowout result for housing starts, but the chart makes it look **more dramatic** than it is for a variety of reasons. First off, the improvement over the previous month was totally in line with other super strong months over the past decade. In fact, 5 months were clearly stronger and another 4 months were right in line.



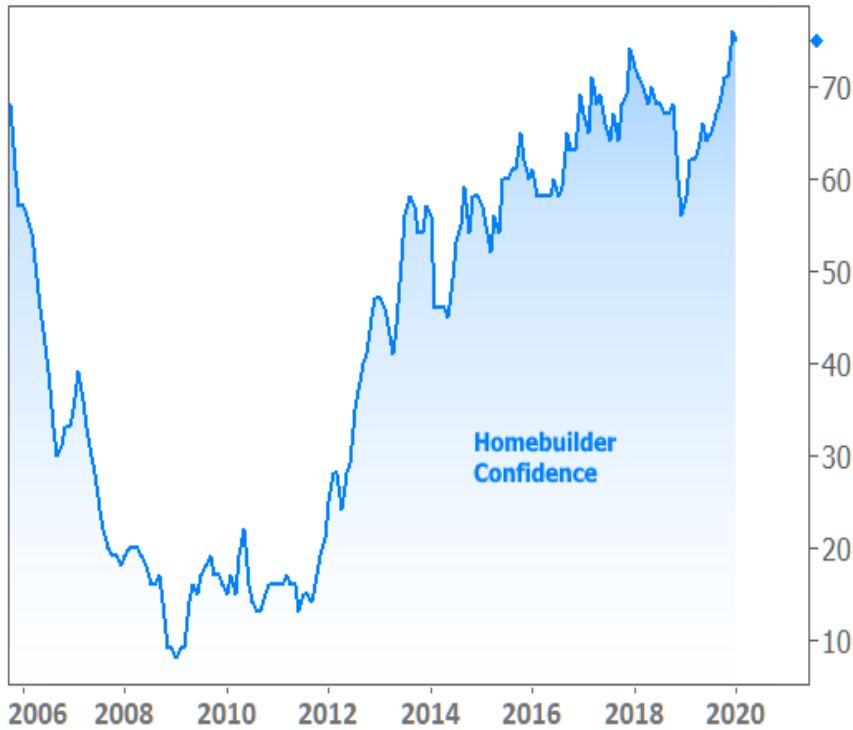
But even this is no reason to discount a move up to the **best level in more than 13 years**--not the best reason anyway. The very best reason has to do with the composition of the report and seasonal adjustments. Builders were able to get a lot more done this December compared to Decembers past. Because December is typically one of the slowest construction months, the seasonal adjustment provides a major amplification of actual numbers. If the actual numbers find a way to be much better or worse than normal, the large seasonal adjustment will only exaggerate the move. And this December was much better than normal!

If housing starts were strong in December, isn't that still a good thing? Indeed it is, but it's not the whole story. Multifamily starts accounted for much of the improvement (also not a bad thing, but single-family construction is much more important). Beyond that, we need to look at **WHY** December was so good. In this case, it could be as simple as the weather being much more agreeable than normal in many parts of the country.

So to recap: better than normal weather combined with the typically large seasonal adjustment factor to boost decent single-family homebuilding and excellent multi-family construction to exceptionally strong levels. If all this leaves you a bit skeptical, consider the fact that non-adjusted single-family construction actually **DECREASED** slightly month-over-month.

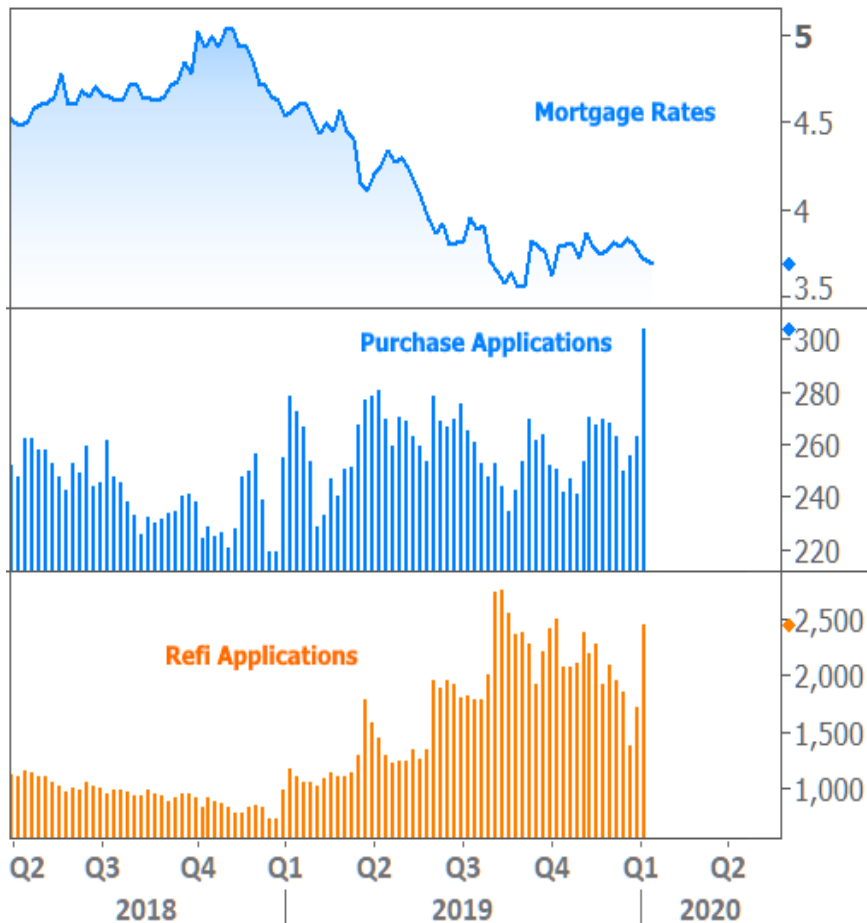
## Why are you trying to rain on the housing market parade?

This is merely an attempt to put sensational headlines in context. **Housing is definitely doing great**, but it's **BEEN** doing great (which is why I [called attention to it back then](#))! The jump in building permits was clearly established by September, and they've remained elevated since then, waiting for housing starts to catch up. Reports like Homebuilder Confidence (updated again this week) have done a better job of capturing the steady improvement throughout 2019 and into the new year.



**But what about mortgage applications?**

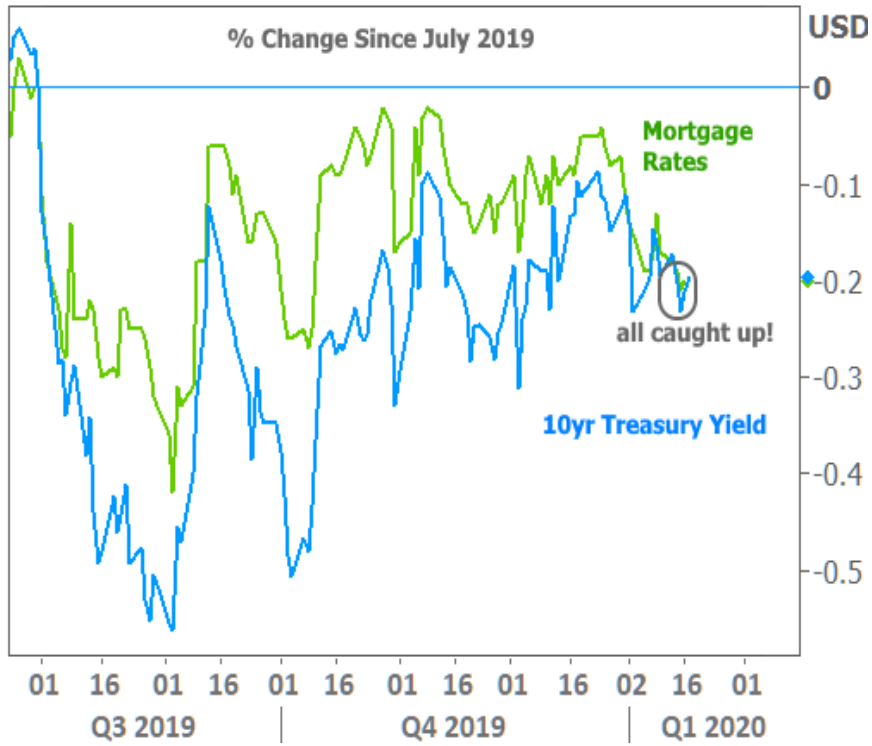
Indeed, mortgage demand surged last week (in numbers reported this week), and in this case there are fewer caveats. The chart really speaks for itself (and it's NOT seasonally adjusted).



Part of the surge can be chalked up to the holiday calendar in late 2019. With Christmas and New Year's Day both falling on Wednesdays this year, last week was the first uninterrupted business week we've had since Dec 13-17. Other factors include the stock market surging to new all-time highs heading into 2020 creating a "wealth effect" that can stimulate homebuying activity, and persistently low interest rates.

Mortgage rates, specifically, have been doing very well relative to the broader interest rate market. The following chart shows the change in mortgage rates versus 10yr Treasury yields since July 2019. At the time, Treasury rates dropped much quicker than mortgage rates, but as of this week, the gap has finally been closed.

# US Housing Market Weekly



Subscribe to my newsletter online at: <http://housingne.ws/mvloans>

## Who is Mid Valley Financial?

Mid Valley Financial, located in Fresno, CA, is the Central Valley's premier destination for a wide range of residential and commercial real estate loans. Our commitment to excellence has made us a trusted partner for property buyers and investors seeking tailored financial solutions.

### **\*\*Why Choose Us:\*\***

With a track record spanning back to our inception in 1985, we have established ourselves as a reliable and innovative lender. We proudly serve properties exclusively within California, having funded loans in all 58 counties of the state. Our deep-rooted experience enables us to navigate complex loan scenarios with expertise and efficiency.

### **\*\*Our Approach:\*\***

At Mid Valley Financial, we prioritize your financial goals. Whether you're a first-time homebuyer, envisioning your dream property, refinancing an existing mortgage, or looking to tap into your property's equity, our seasoned loan officers offer a wealth of knowledge and over 300 years of collective experience. We ensure that your funds are prepared when you need them, providing a smooth and swift loan process.

### **\*\*Unlocking Possibilities:\*\***

As one of California's leading direct lenders, we've streamlined the loan process, minimizing obstacles that often deter borrowers. Many of our clients receive approvals within an hour, showcasing our dedication to quick and hassle-free solutions.

### **\*\*Your Journey with Us:\*\***

Contact the MVF team today and let us put your journey to property ownership on cruise control. Our mission is to empower borrowers while fostering enduring and meaningful relationships. With highly competitive rates, a commitment to transparency, and a dedication to your financial success, Mid Valley Financial is your partner in realizing your real estate aspirations.

Mid Valley Financial 